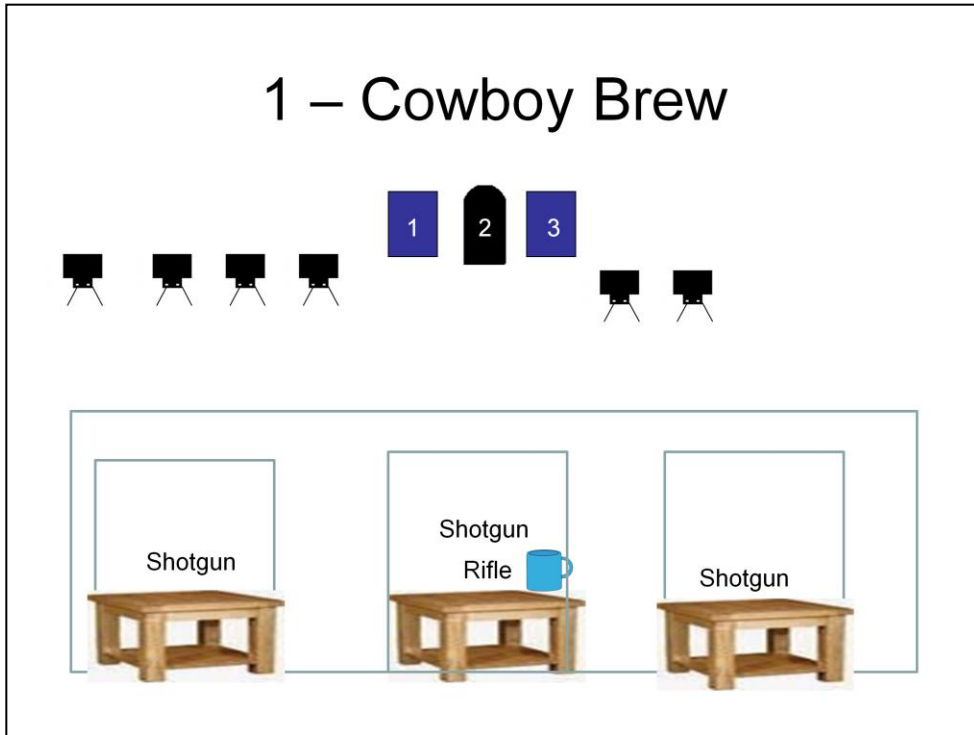




*November 2022 Stages*

# 1 – Cowboy Brew



Cowboy coffee can be really strong.

**Rifle** – 10, **Pistol** – 10, **Shotgun** – 6+

Shotgun staged on any table, Rifle staged on center table, pistols holstered.  
Shooter starts behind table of choice, cup held in both hands at eye level.

Starting line: **“Who made this coffee?”**

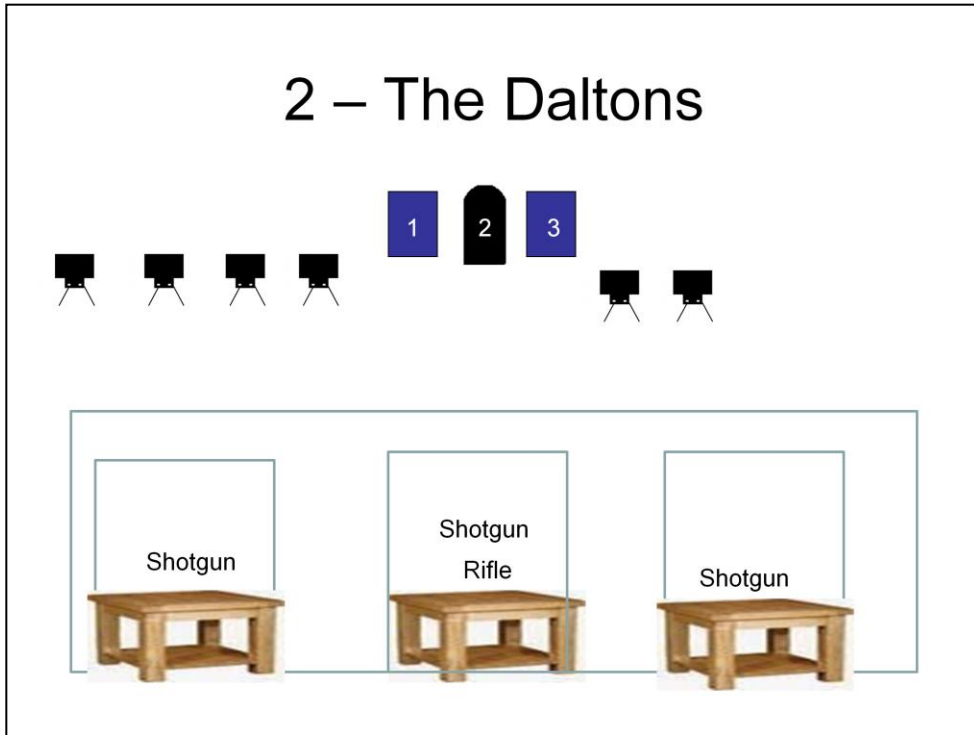
At the beep, put cup down,

- Rifle** – Nellie Belle Sweep from either end(e.g. 1-3-3-3-1-2-2-3-3-3).
- Pistols** – Repeat the Rifle instructions with the pistols.
- Shotgun** – engage 6 knockdowns until down, (makeups from where first engaged).

(Note: all three shooting positions must be used.)

Order: Shooter’s choice – shotgun may be split

## 2 – The Daltons



Cowboy coffee can be really strong.

**Rifle** – 10, **Pistol** – 10, **Shotgun** – 4+

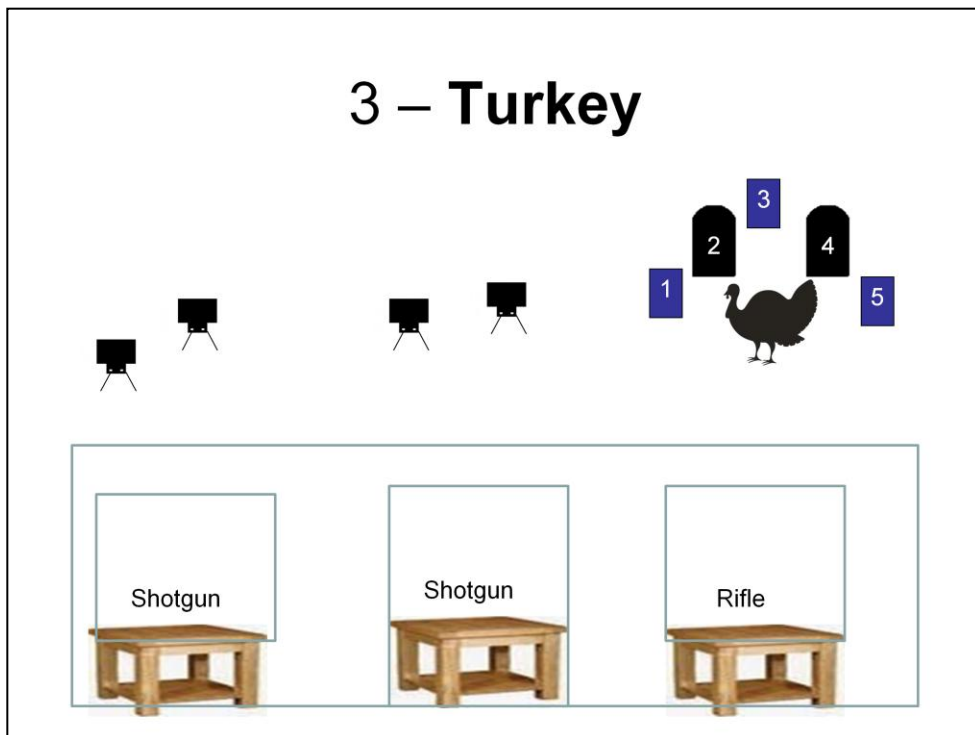
Shotgun staged on any table, Rifle staged on center table, pistols holstered.  
Shooter starts behind table of choice, hands at low surrender.

Starting line: **"It's the Daltons"**

At the beep,,

- Rifle** – triple-tap the three targets, then engage a knock-down
- Pistols** – Repeat the Rifle instructions with the pistols.
- Shotgun** – engage remaining knockdowns until down, from position(s) of choice.

Order: Shooter's choice – shotgun last



**Rifle – 10, Pistol – 10, Shotgun – 4+**

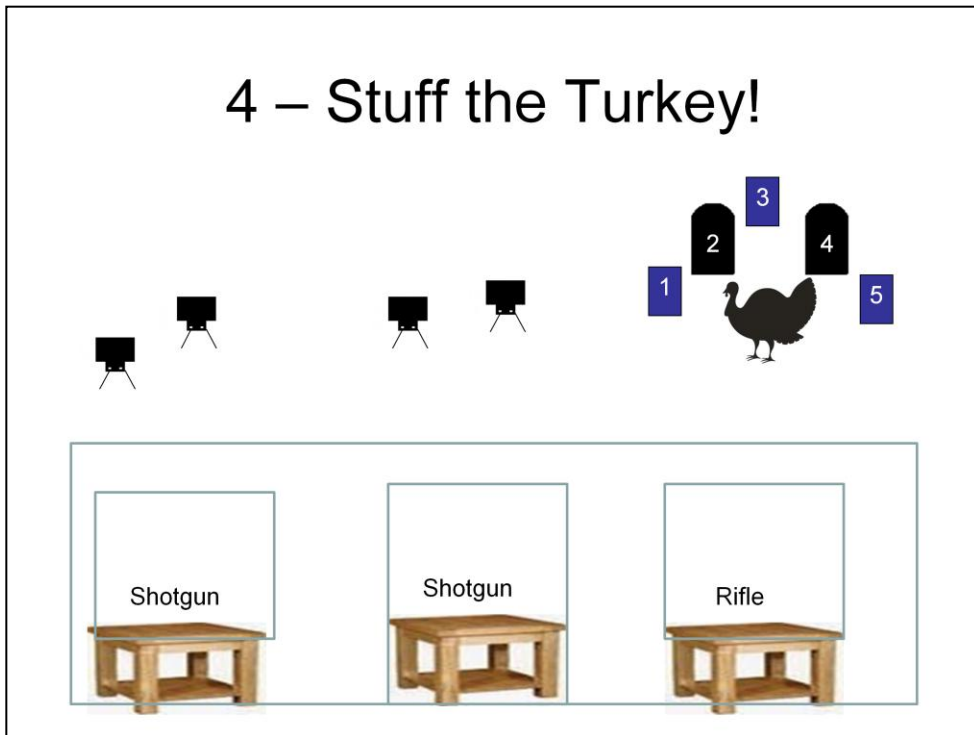
Rifle staged on right table, Shotgun staged on any table, Pistols holstered. Shooter starts behind table of choice, hands flat on table, not touching any guns.

Starting line: **“Get the Turkey”**

At the beep,

- Rifle** – From right table, Nevada sweep on the five targets (eg, 1-2-3-4-5-4-3-2-1) then the 10<sup>th</sup> round on the Turkey
- Pistols** – Repeat rifle instructions
- Shotgun** – engage knockdowns until down, 2 from the left table and 2 from the center table.

Order: Shooter’s Choice.



**Rifle – 10, Pistol – 10, Shotgun – 4+**

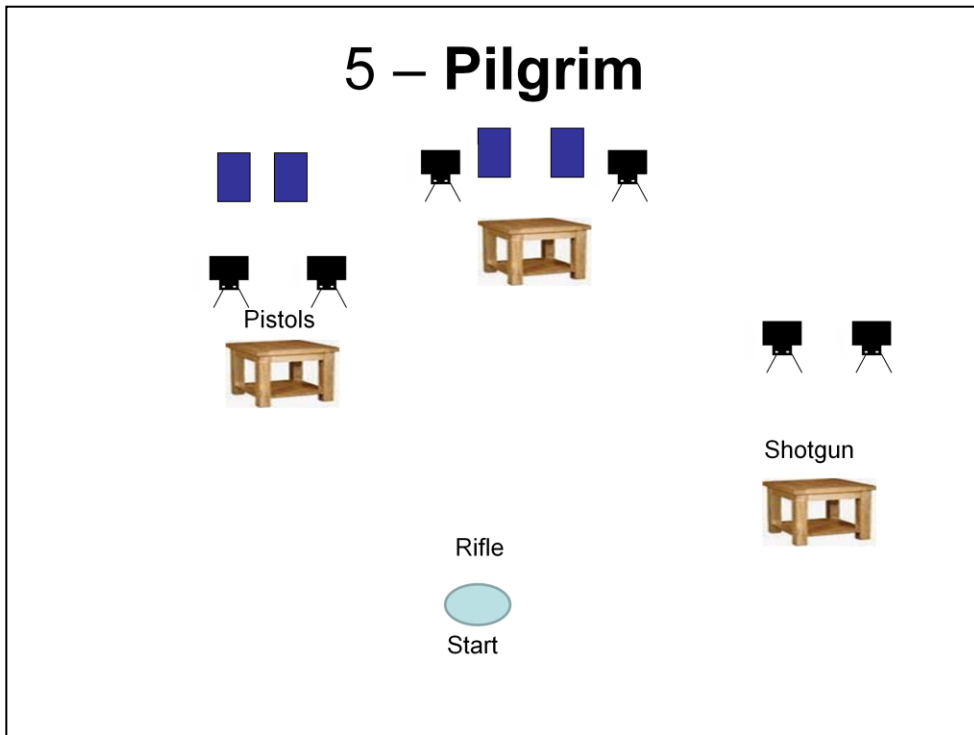
Rifle staged on right table, Shotgun staged on any table, Pistols holstered. Shooter starts behind table of choice, hands on hat.

Starting line: **“Where’s the Stuffing?”**

At the beep,

- Rifle** – From right table, one round on the Turkey, then a 1-2-2-3-3-3-4-4-5 sweep on the other targets from either end.
- Pistols** – Repeat rifle instructions from right table
- Shotgun** – engage knockdowns until down from at least two positions.

Order: Shooter’s Choice.



**Pistols** – 10, **Rifle** – 10, **Shotgun** – 6+

Pistols loaded and holstered, shotgun staged on right table, rifle in hands. Shooter starts with foot touching starting stone, with rifle in hands.

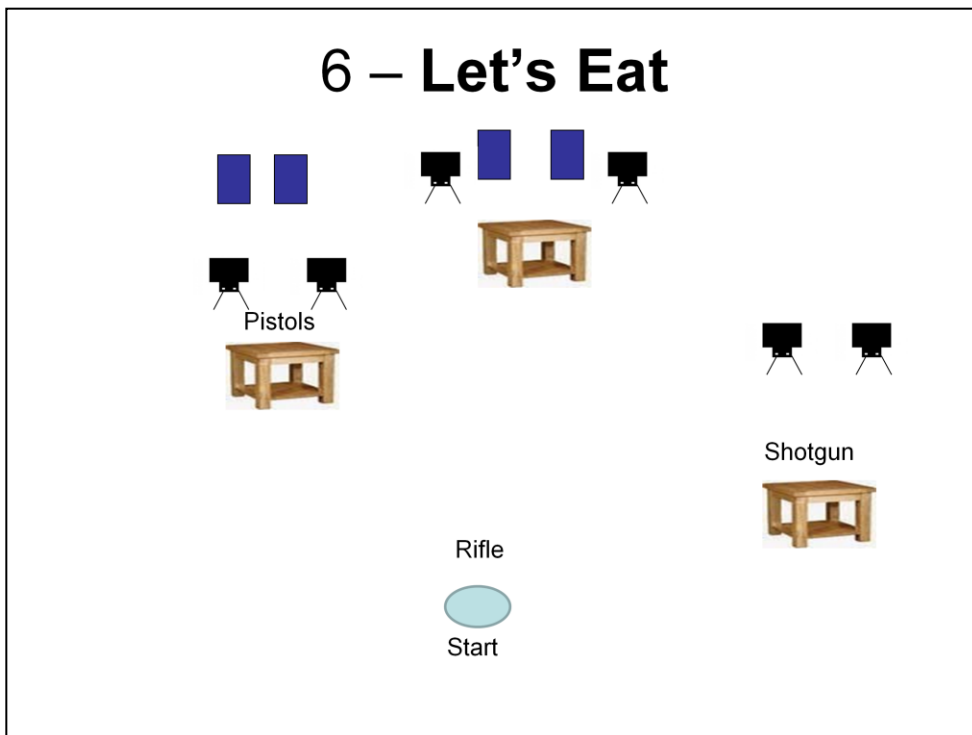
Starting line: **“Pilgrim”** At the beep,

- Rifle** – alternate on the two far targets for 10 rounds. Stage on right table
- Shotgun** – Engage the 2 knockdowns until down. Take shotgun to left table.
- Pistols** – Repeat Rifle instructions on left targets.
- Shotgun** – Engage the 2 knockdowns until down. Take shotgun to center table.
- Shotgun** – Engage the 2 knockdowns until down.

Order: Rifle – shotgun – Pistols - Shotgun.

(at left table, order of shotgun & pistols is shooter’s choice)

## 6 – Let's Eat



**Pistols** – 10, **Rifle** – 10, **Shotgun** – 2+

Pistols loaded and holstered, shotgun staged on right table, rifle in hands. Shooter starts with foot touching starting stone, with rifle in hands.

Starting line: “**Let’s Eat?**” At the beep,

- Rifle** – double-tap the static targets and engage a knockdown, then repeat. Stage on right table
- Shotgun** – Engage the 2 knockdowns until down. Restage shotgun or take it with you to left table.
- Pistols** – Repeat Rifle instructions on left targets.
- Shotgun** – Engage any standing knockdowns until down.

Order: Rifle – shotgun – Pistols (- Shotgun?).