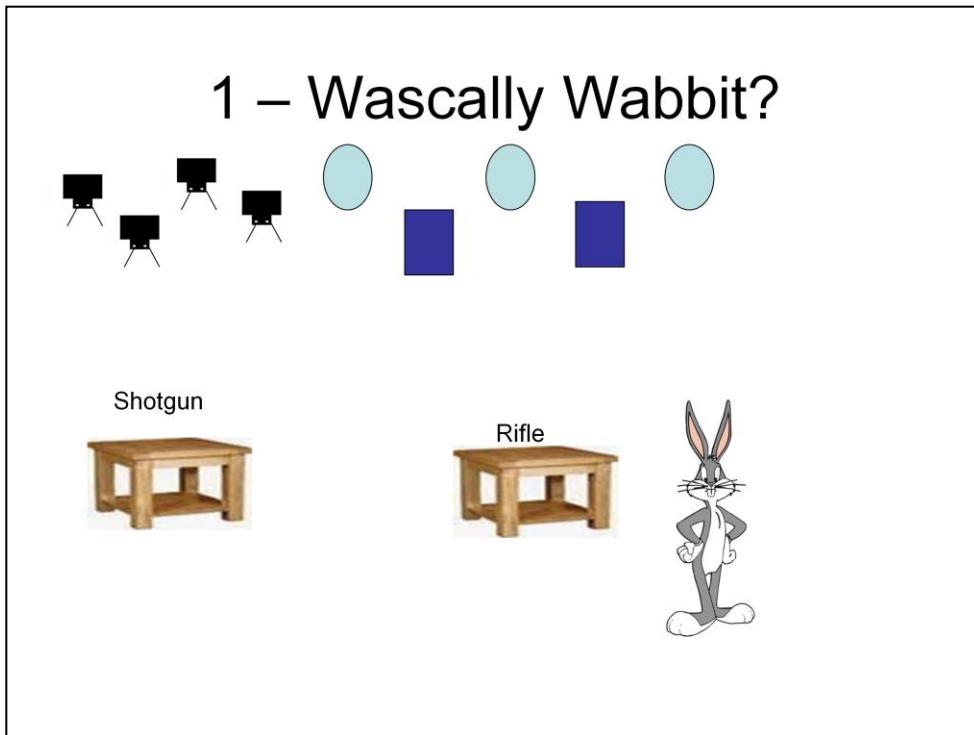




*August 2018 Stages*



**Pistol – 10, Rifle – 10, Shotgun – 4+**

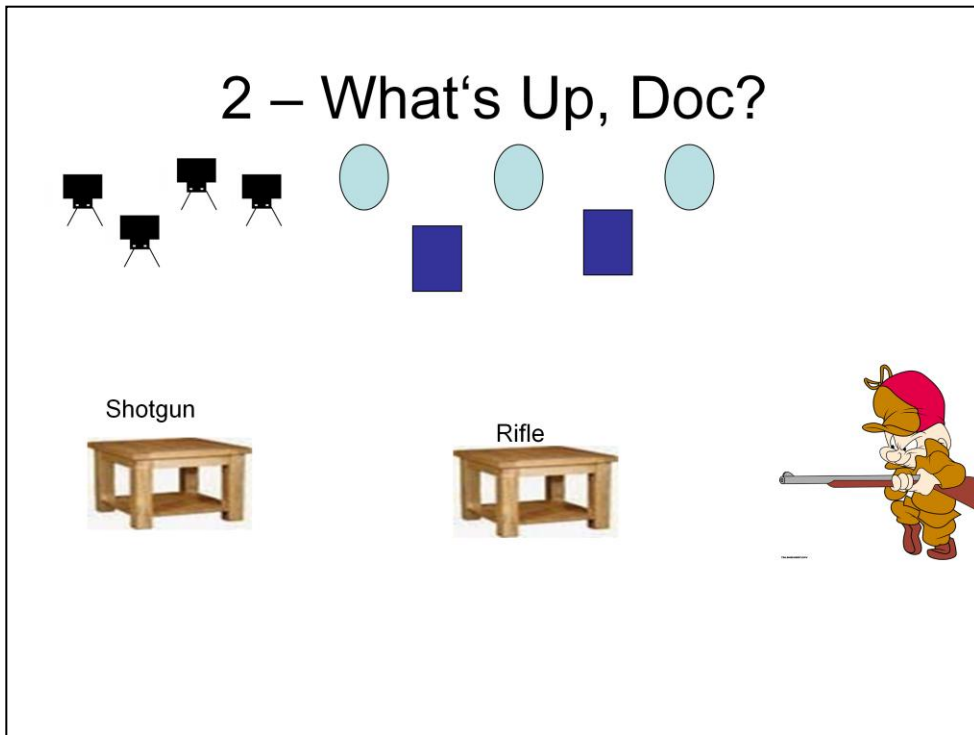
Pistols holstered, Shotgun staged on left table, rifle staged on right table.  
 Shooter starts behind either table, bunny rabbit held in both hands.

Starting line – **“You Wascally Wabbit!”**

At the beep, discard bunny

- Pistols** – Shoot each of the ovals once then each of the rectangles once, and then each of the ovals once and then each rectangle once.
- Rifle** – Repeat Pistol instructions.
- Shotgun** 4 knockdowns until down.

Order: Shooter’s choice.



**Pistol** – 10, **Rifle** – 10, **Shotgun** – 4+

Pistols holstered, Shotgun staged left table, rifle staged on right table.  
 Shooter starts behind right table, hands on hat.

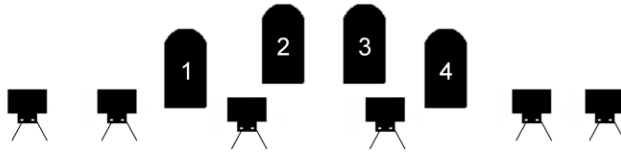
Starting line – “**What’s up, Doc?**”

At the beep,

- Pistols** – Circular double-tap sweep starting on one of the rectangles (either direction)
- Rifle** – Repeat pistol instructions.
- Shotgun** – 4 knockdowns until down.

Order: Shooter’s choice on rifle/pistols – shotgun last

## 3 – Herdin' Cats?



Shotgun  
Rifle  
Pistols



**Rifle** – 10, **Pistol** – 10, **Shotgun** – 6+

All weapons staged on the table, hands in default position.

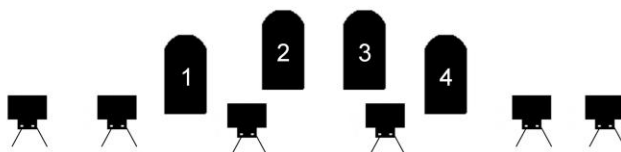
Starting line: “**Thufferin’ thuccotash!**”

At the beep,


- Rifle** – Cat herder sweep on the four targets (Like a Nevada Sweep but double tap the end targets (e.g 1-1-2-3-4-4-3-2-1-1).
- Pistols** – Repeat the Rifle instructions with the pistols. (Holster pistols or restage on table)
- Shotgun** – engage the 6 knockdowns until down.

Order: Rifle – Pistols - Shotgun.

## 4 – Albuquerque?



Rifle Shotgun



**Rifle** – 10, **Pistol** – 10, **Shotgun** – 2+

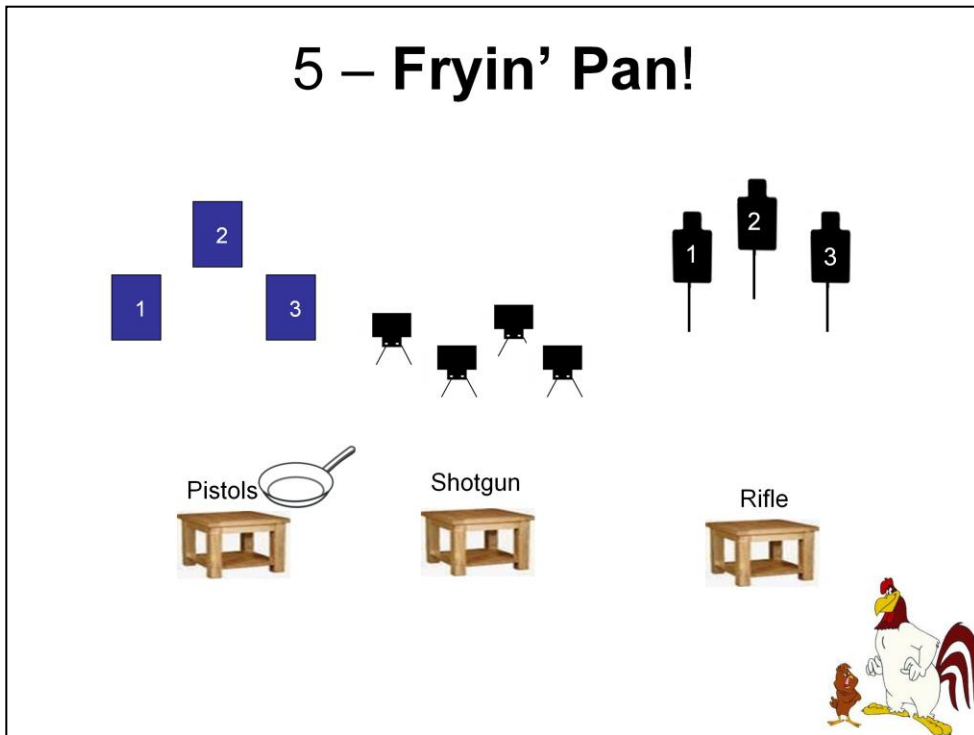
Shotgun & Rifle staged on the table. Hands on pistols, foot touching starting stone

Starting line: **“I made a wrong turn at Albuquerque.”**

At the beep,

- Rifle** – One knock-down, then Double-tap an inside target then sweep all four targets, then double-tap the other inside target then a knockdown (e.g kd-2-2-1-2-3-4-3-3-kd --- Sweeps can be from either end).
- Pistols** – Repeat the Rifle instructions with the pistols.
- Shotgun** – engage all remaining knockdowns until down.

Order: Shooter’s choice on pistols/rifle. Shotgun last.



“Ah say, you keep hittin’ folks on the head with that fryin’ pan, and we’ll have a whole nation of lunkheads!” – Foghorn Leghorn

**Pistols** – 10, **Rifle** – 10, **Shotgun** – 4+

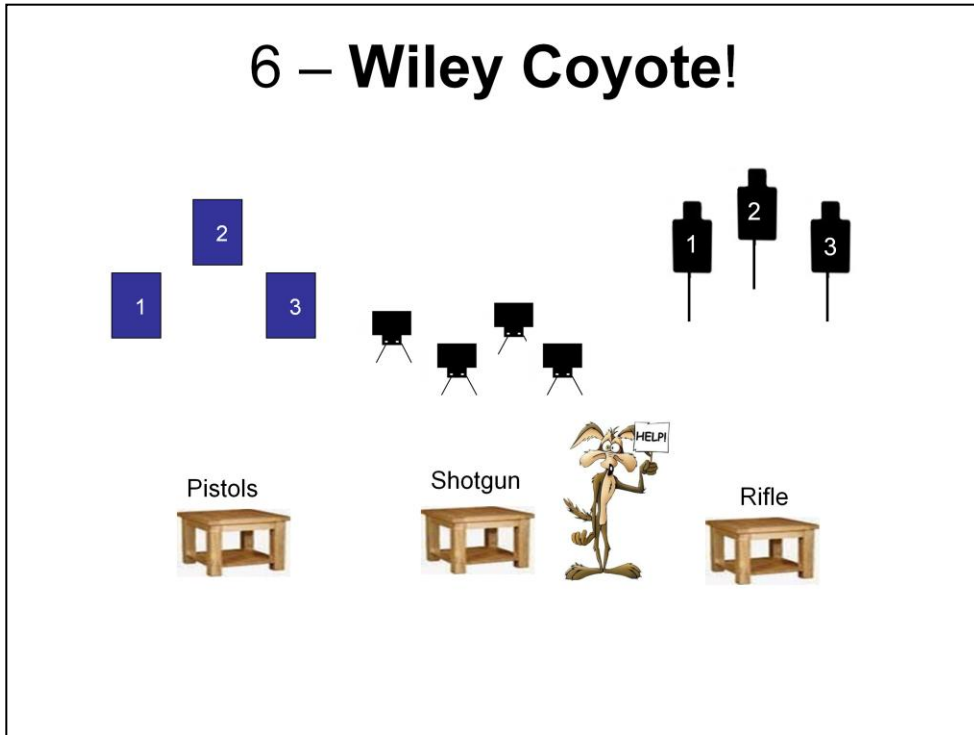
Pistols loaded and holstered, rifle staged on right table & shotgun staged on center table. Shooter starts behind table of choice, Frying Pan held in both hands. Shooter must take frying pan to each shooting position – ‘P’ for failure to do so.

Starting line: **“A Nation of Lunkheads!”** At the beep

- **Pistols** – Continuous Nevada Sweep starting on center target (e.g. 2-1-2-3-2-1-2-3-2-1 or 2-3-2-1-2-3-2-1-2-3)
- **Rifle** – Repeat pistol instructions.
- **Shotgun** – Engage the 4 knockdowns until down.

Order: Shooter’s Choice.

## 6 – Wiley Coyote!



**Pistols** – 10, **Rifle** – 10, **Shotgun** – 4+

Pistols loaded and holstered, rifle staged on right table & shotgun staged on center table. Shooter starts behind center table, holding shotgun in both hands.

Starting line: “**He’s a bad outlaw!**” At the beep,

- Shotgun** – Engage the 4 knockdowns until down. (Make safe on any table)
- Pistols** – Round count – 4 on each outside target and 2 on the center target.
- Rifle** – Repeat pistol instructions.

Order: Shotgun, then shooter’s Choice on Pistols and Rifle.