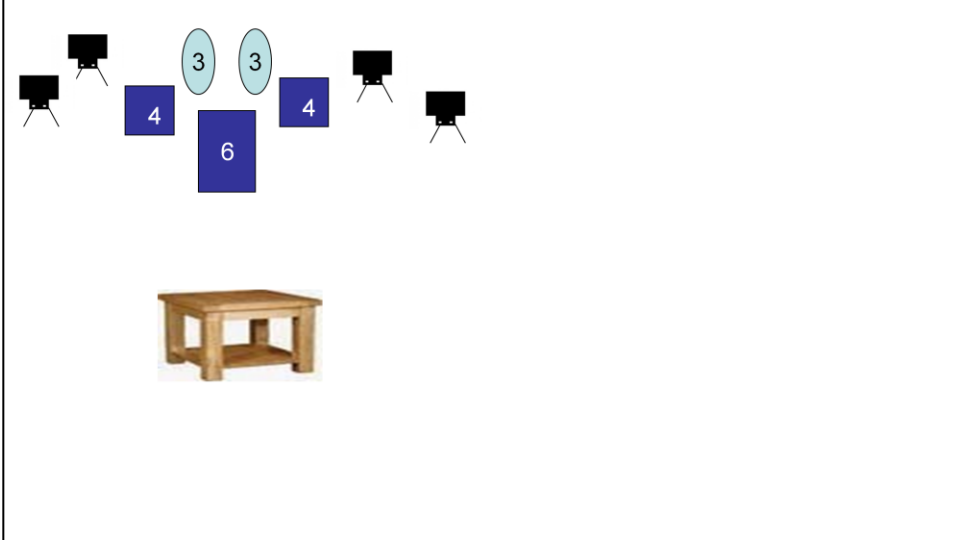




*February 2018 Stages*

# 1 – Groundhog



Groundhog Day

**Pistol** – 10, **Rifle** – 10, **Shotgun** – 4+

Pistols holstered, Rifle staged with open and empty shotgun on table.

Shooter starts upright with both hands shading the eyes.

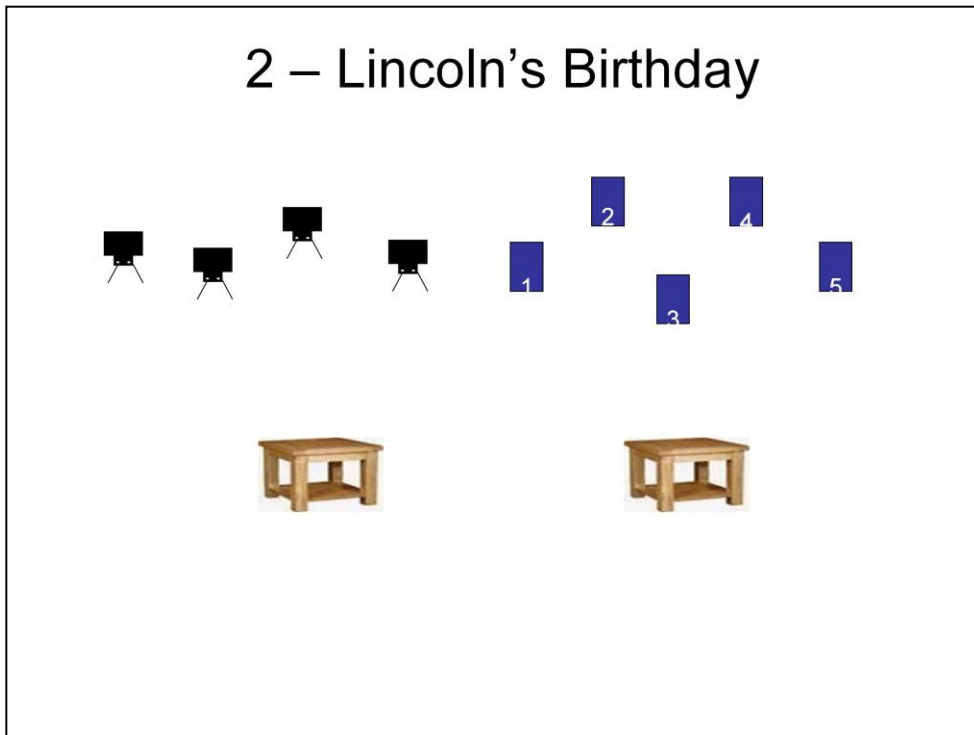
Starting line – “**Did he see his shadow?**”

At the beep,

•**Rifle & Pistols** –Round count – 6 on the large rectangle, 4 on each smaller rectangle and 3 on each oval – any order

•**Shotgun** – four poppers until down.

(Shooter’s choice on order of weapons)



Lincoln's Birthday is February 12. His likeness is on the penny and the \$5 bill

**Pistol – 10, Rifle – 10, Shotgun – 4+**

Pistols loaded and holstered, rifle staged on right table and shotgun staged on left table. Shooter starts behind table of choice with both hands flat on the table, not touching any guns.

Starting line: **“What kind of horse can you get for a \$5 bill?”** At the beep,

At The Beep:

- Shotgun:** Engage the four **shotgun** targets in any order until down from the table.
- Rifle:** 2 on the center target, 1 on each inner target, and 3 on each outer target in any order (round count stage – round count is 3-1-2-1-3)
- Pistols:** repeat rifle instructions

Shooter's choice on order of weapons.



**Rifle – 10, Pistol – 10, Shotgun – 4+**

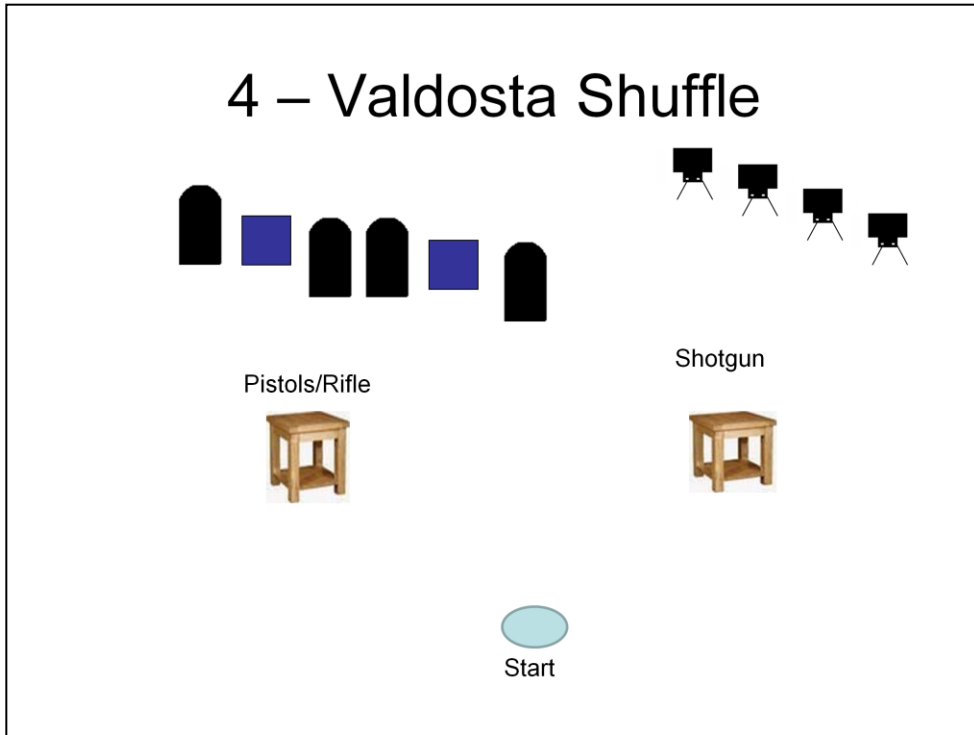
Pistols loaded and holstered. Shotgun staged on right table. Shooter starts with foot touching start stone, rifle in hand.

Starting line: **“What’s a Grand Duke?”**

At the beep,

- Rifle** – Mustang Sweep from either end 1-2 1-3 1-4 1-5 1-6. Make rifle safe on either table
- Pistols** – Repeat Rifle Instructions from pistol table
- Shotgun** – engage the 4 knockdowns until down.

Order – Rifle then shooter’s choice of Pistols-Shotgun or Shotgun-Pistols



**Rifle** – 10, **Pistol** – 10, **Shotgun** – 4+


Pistols loaded and holstered. Shotgun staged on right table. Rifle staged on Left Table. Shooter starts in default position with foot touching start stone.

Starting line: **“Snow in Valdosta?”**

At the beep,

- Pistols/Rifle** – Valdosta Shuffle from either end 1-2 1-2-3 1-2-3-4 1-2-3-4-5 1-2-3-4-5-6.
- Shotgun** – engage the 4 knockdowns until down.

Shooter’s choice on order of weapons.



Valentine's Day is February 14 – time celebrate with your sweetheart.

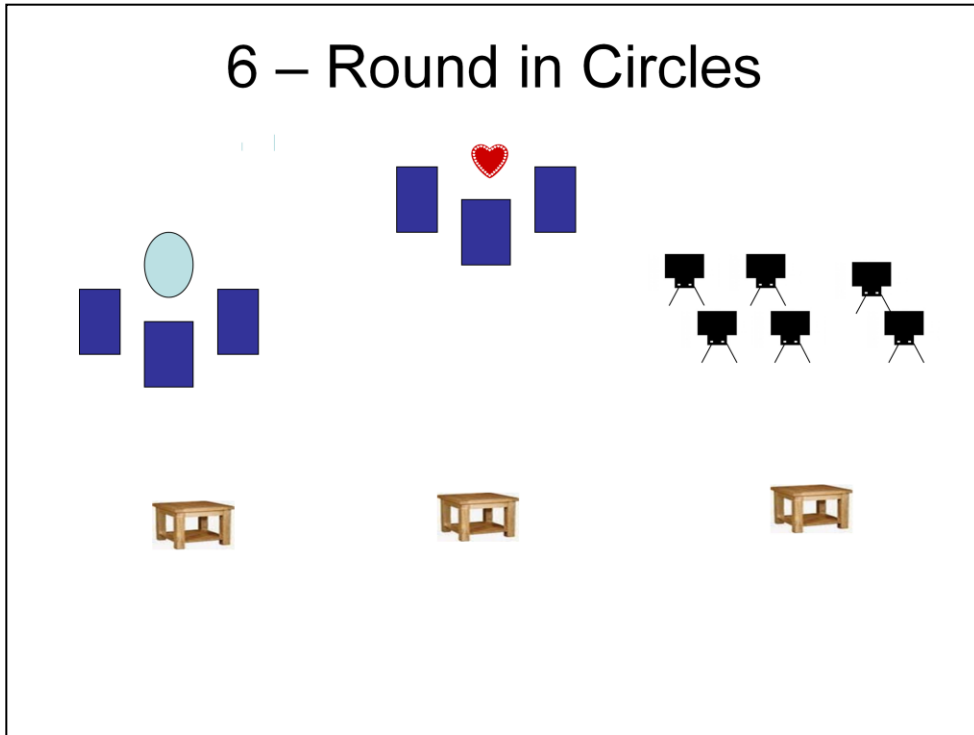
**Pistols** – 10, **Rifle** – 10, **Shotgun** – 6+

Pistols loaded and holstered, rifle staged on center table, shotgun on right table. Shooter starts at position of choice, box of chocolates in both hands.

Starting line: **“Happy Valentine's Day!”** At the beep, drop the box

- Pistols** – triple tap sweep on rectangles and then the 10<sup>th</sup> round on the oval
- Rifle** – triple-tap sweep on the rectangles and then 10<sup>th</sup> round on the valentine.
- Shotgun** – Engage the 4 knockdowns until down.

Shooter's choice on order of weapons.



Last Stage - .

**Pistols** – 10, **Rifle** – 10, **Shotgun** – 6+

Pistols loaded and holstered, rifle staged on center table, shotgun on right table. Shooter starts at position of choice, hands on weapon(s) [NOT in hand – either holding long gun flat on table, or on holstered pistols].

Starting line: **“I’m a Happy Cowboy!”** At the beep,

- Pistols** – Circular Lawrence Welk Sweep starting on any target (1 2-2 3-3-3 4-4-4-4)
- Rifle** – Circular Lawrence Welk Sweep starting on any target (1 2-2 3-3-3 4-4-4-4)
- Shotgun** – Engage the 6 knockdowns until down.

Shooter’s choice on order of weapons.