




February 2024 Stages

1 – Happy Valentine’s Day



Pistol – 10, Rifle – 10, Shotgun – 4+

Pistols holstered, Shotgun staged on right table, rifle staged on center table. Shooter starts behind table of choice, standing in default position.

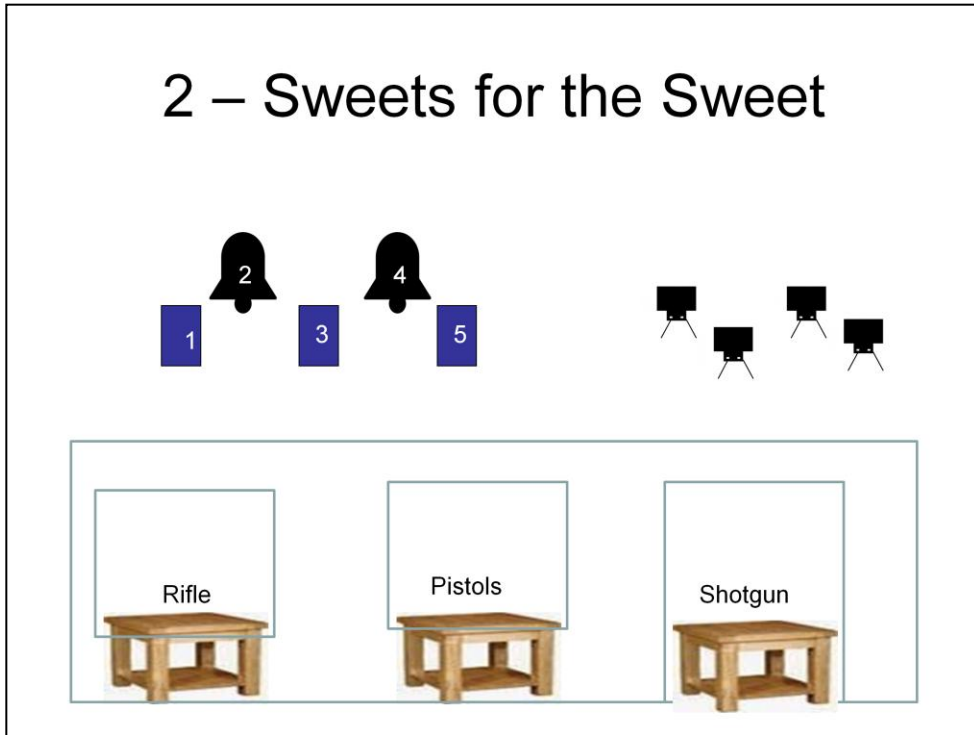
Starting line – **“Happy Valentine’s Day”**

At the beep,

- Pistols** – From left table, Double-tap sweep from either end.
- Rifle** – From center table, Double-tap sweep from the other end.
- Shotgun** - 4 knockdowns until down.

Order: Shooter’s Choice.

2 – Sweets for the Sweet



Pistol – 10, **Rifle** – 10, **Shotgun** – 4+

Pistols holstered, Shotgun staged on right table, rifle staged on left table.
Shooter starts behind table of choice, both hands flat on table, not touching any guns..

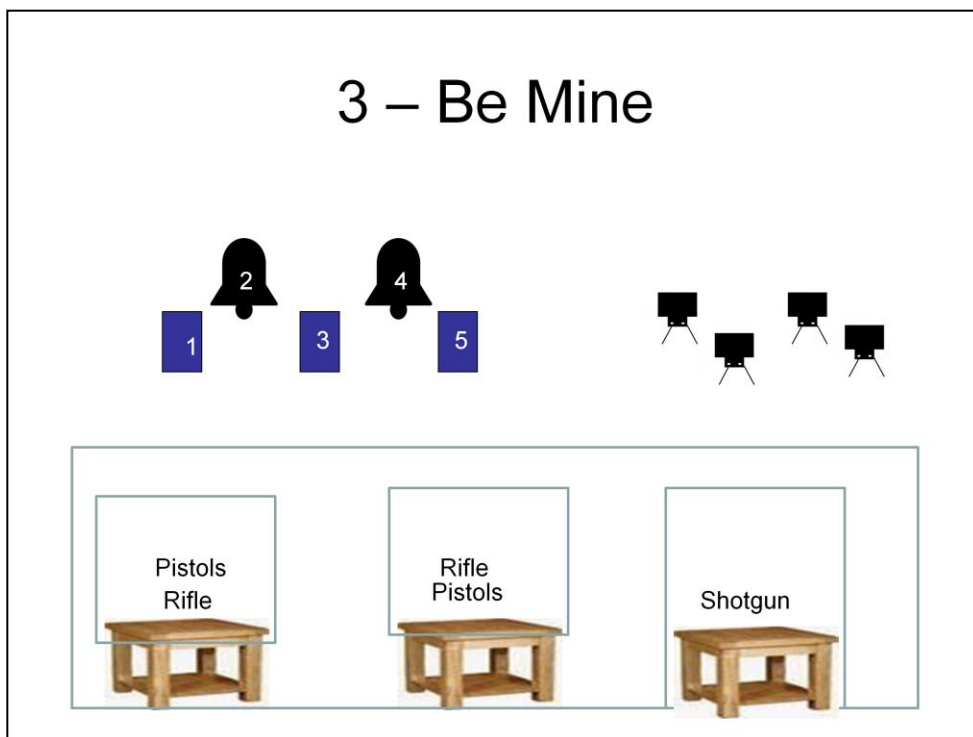
Starting line – “**Sweets for the Sweet**”

At the beep,

- Pistols** – From center table, Palindrome sweep (1-2-2-2-3-3-4-4-4-5 or 5-4-4-4-3-3-2-2-2-1).
- Rifle** – From left table, repeat the pistol instructions.
- Shotgun** - 4 knockdowns until down.

Order: Shooter’s Choice.

3 – Be Mine



Pistol – 10, **Rifle** – 10, **Shotgun** – 4+

Pistols holstered, Shotgun staged on right table, rifle staged on left or center table.

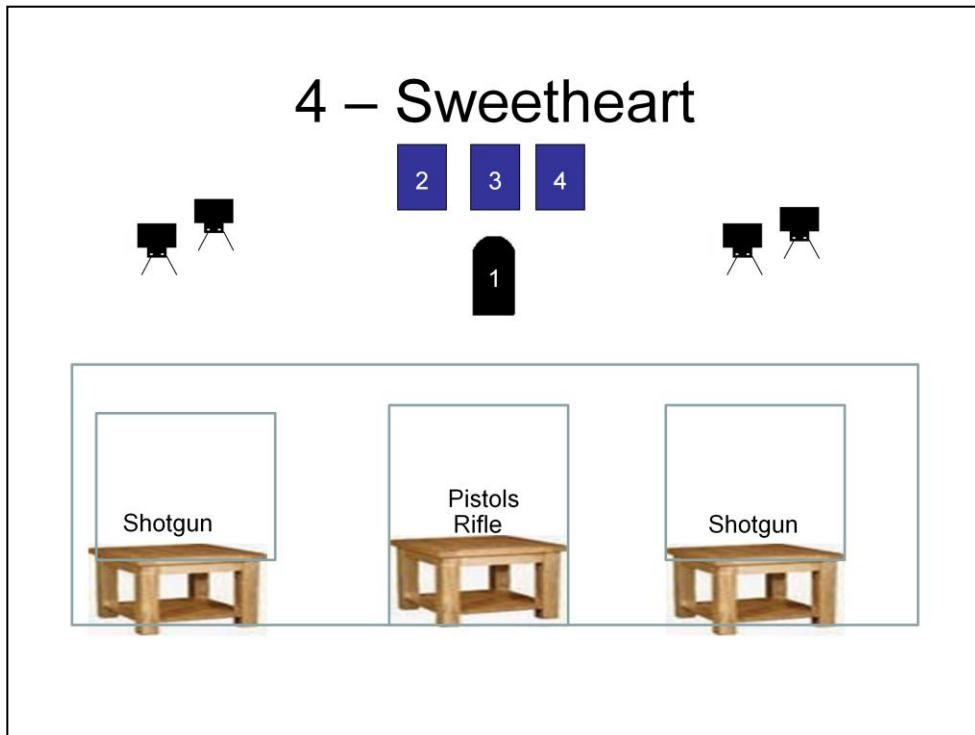
Shooter starts behind table of choice, both hands flat on table, not touching any guns..

Starting line – “**Be Mine**”

At the beep,

- Pistols** – From left or center table, Single tap the rectangles the double ta the bells than single tap the rectangles.
- Rifle** – From the other table, repeat the pistol instructions.
- Shotgun** - 4 knockdowns until down.

Order: Shooter’s Choice.



Rifle – 10, **Pistol** – 10, **Shotgun** – 4+

Shotgun staged on left or right table, Pistols holstered, Rifle staged on center table. Shooter starts behind table of choice hands on pistols.

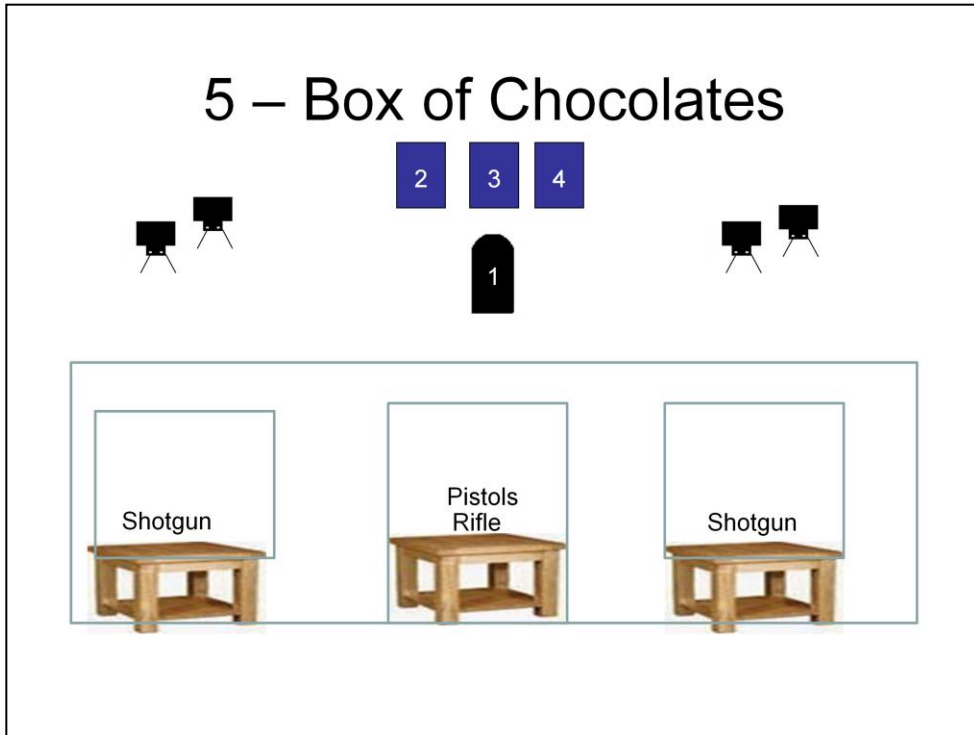
Starting line: **“Sweetheart.”**

At the beep,

- Pistols** – Triple-tap the rectangles, then single-tap the tombstone
- Rifle** – Repeat Pistol Instructions
- Shotgun** – Engage two knockdown until down from the left table and the other two from the right table (Makeups from where first engaged).

Order: Shooter’s Choice

5 – Box of Chocolates



Rifle – 10, **Pistol** – 10, **Shotgun** – 4+

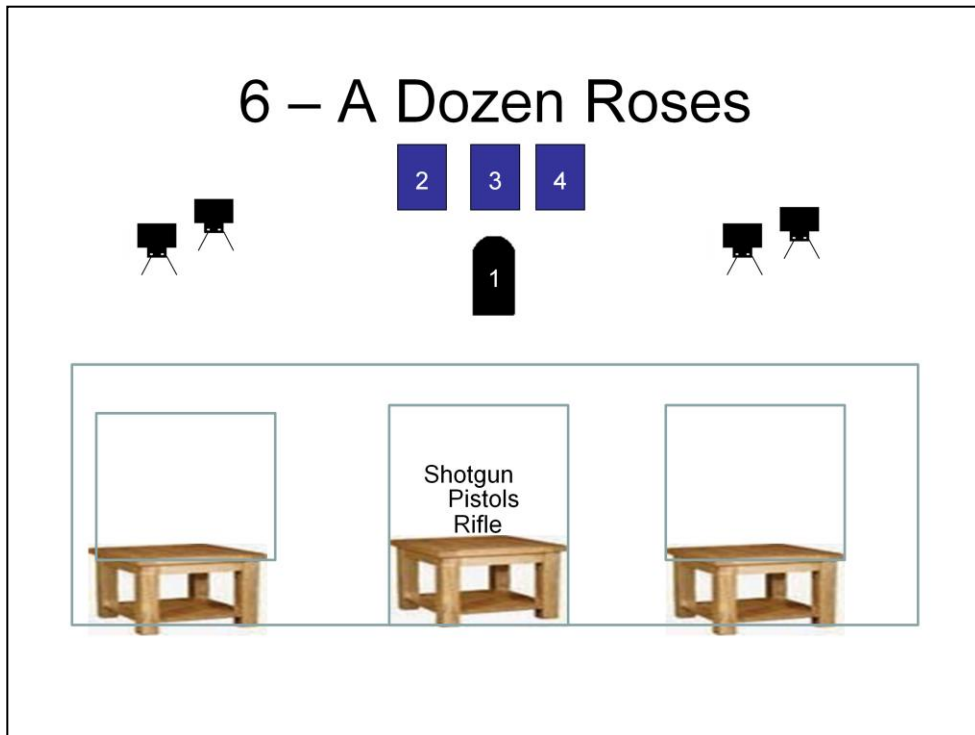
Shotgun staged on left or right table, Pistols holstered, Rifle staged on center table. Shooter starts behind table of choice both hands on hat.

Starting line: **“A Box of Chocolates”**

At the beep,

- Pistols** – 1-2-1-3-1-4-1-3-1-2 or 1-4-1-3-1-2-1-3-1-4 (alternating between the tombstone and a Nevada sweep on the rectangles – starting on the tombstone)
- Rifle** – Repeat Pistol Instructions
- Shotgun** – Engage two knockdown until down from the left table and the other two from the right table (Makeups from where first engaged).

Order: Shooter’s Choice



Rifle – 10, **Pistol** – 10, **Shotgun** – 4+

Shotgun staged on center table, Pistols holstered, Rifle staged on center table. Shooter starts behind center table weapon of choice at the ready (stand and deliver stage).

Starting line: **“A Dozen Roses”**

At the beep,

- Pistols** – Progressive sweep, starting on Tombstone (1-2-2-3-3-3-4-4-4-4)
- Rifle** – Repeat Pistol Instructions
- Shotgun** – Engage four knockdown until down from the center table.

Order: Shooter’s Choice