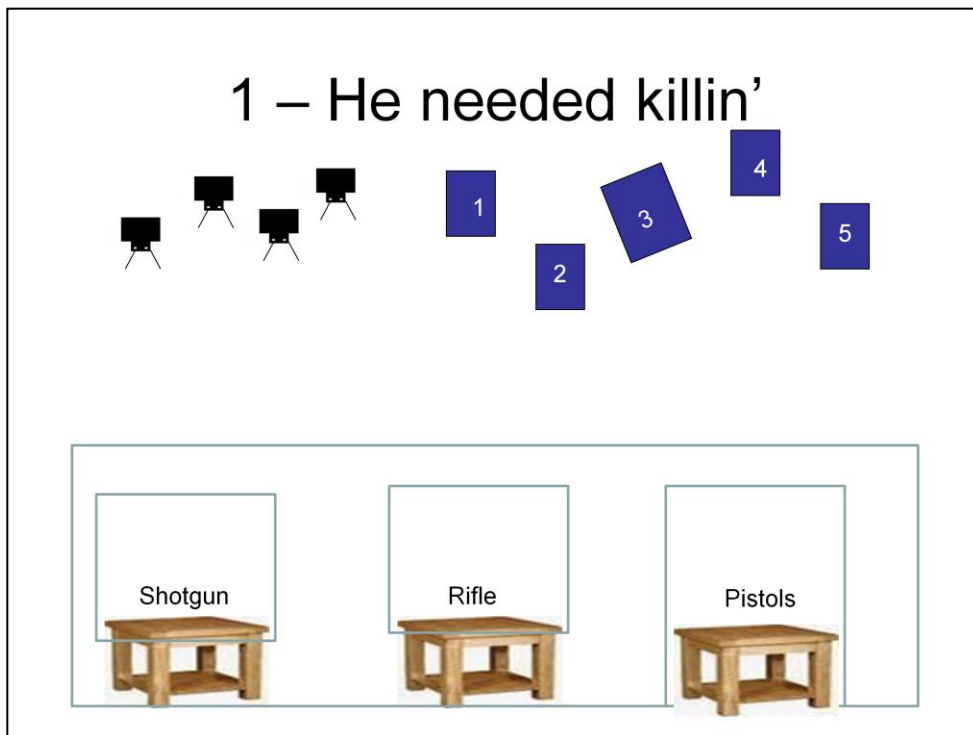




*June 2021 Stages*



**Pistol – 10, Rifle – 10, Shotgun – 4+**

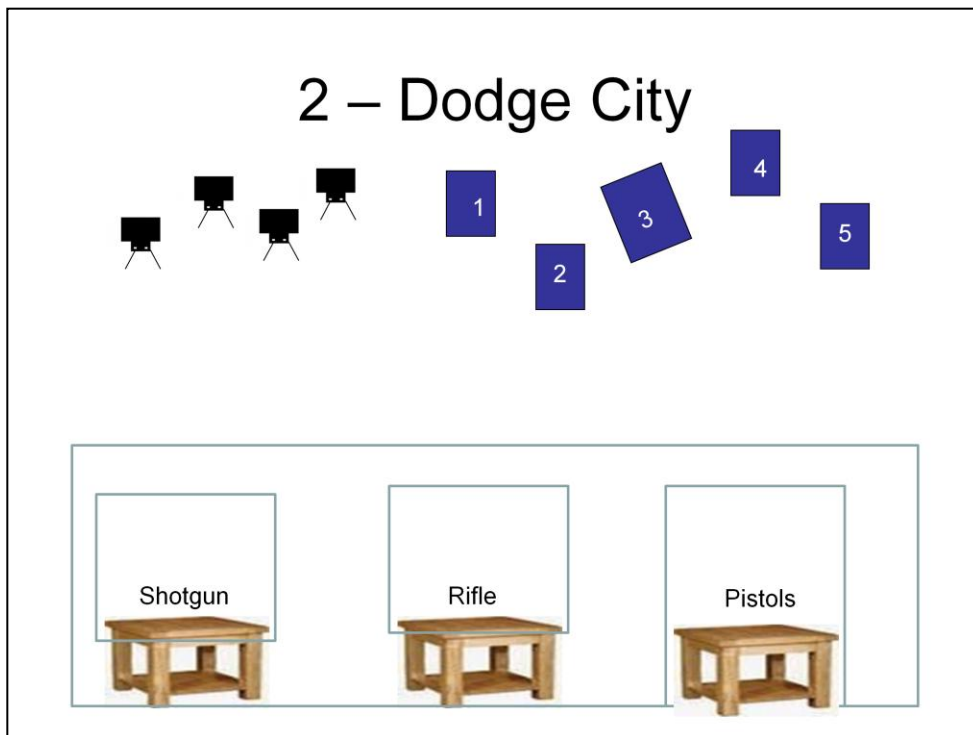
Pistols holstered, Shotgun staged on left, rifle staged on center table.  
Shooter starts behind table of choice, standing in default position.

Starting line – “**He needed Killin’!**”

At the beep,

- Pistols** – 1-2-4-2-1 sweep from either end.
- Rifle** – From center table, 1-2-4-2-1 sweep from the **other** end.
- Shotgun** - 4 knockdowns until down.

Order: Shooter’s Choice.



**Pistol – 10, Rifle – 10, Shotgun – 4+**

Pistols holstered, Shotgun staged on left table , rifle staged on center table.  
 Shooter starts behind table of choice, both hands on hat.

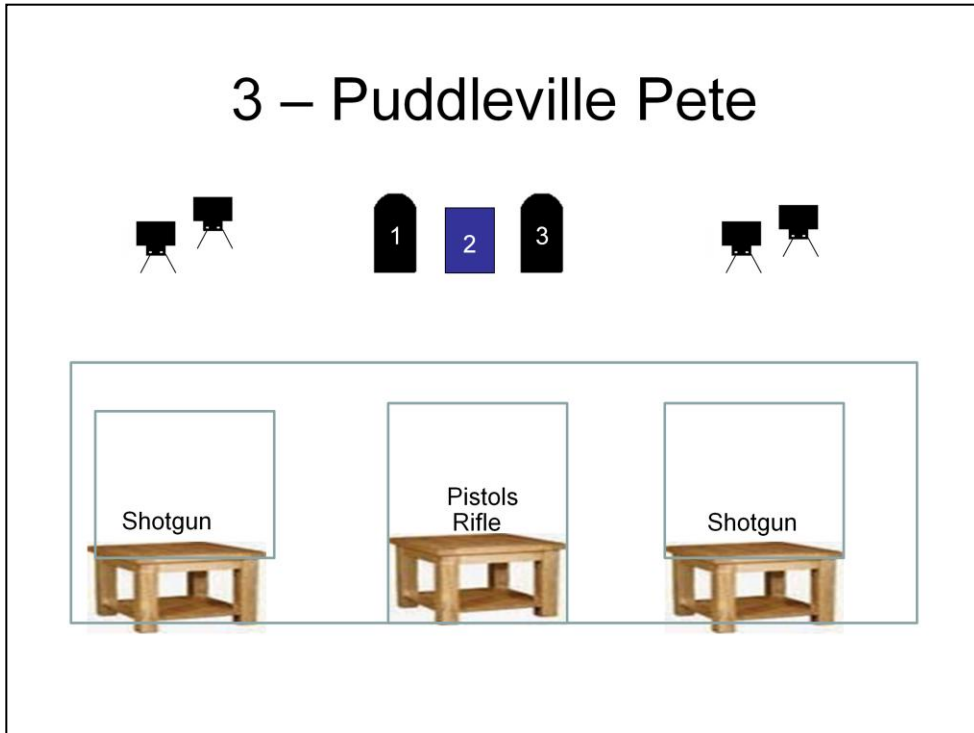
Starting line – **“Let’s clean up Dodge City!”**

At the beep,

- Pistols** – From right table, 2 on each target – no double-taps.
- Rifle** – From center table, repeat the pistol instructions.
- Shotgun** - 4 knockdowns until down.

Order: Shooter’s Choice.

## 3 – Puddleville Pete



**Rifle** – 10, **Pistol** – 10, **Shotgun** – 4+

Shotgun staged on left or right table, Pistols holstered, Rifle staged on center table. Shooter starts behind table of choice both hands flat on table (not touching any weapons).

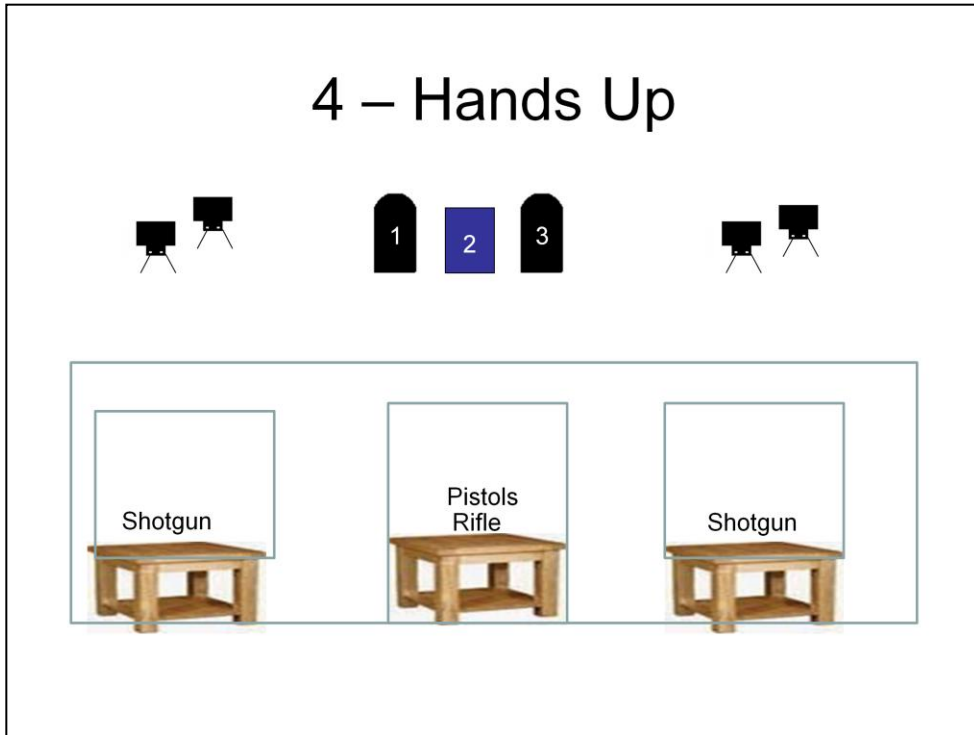
Starting line: **“Puddleville Pete is on your trail!”**

At the beep,

- Pistols** – Double-tap the center target, then triple-tap on outside target, then dump five rounds on the other outside target.
- Rifle** – Repeat Pistol Instructions
- Shotgun** – Engage two knockdown until down from the left table and the other two from the right table.

Order: Shooter’s Choice

## 4 – Hands Up



**Rifle** – 10, **Pistol** – 10, **Shotgun** – 4+

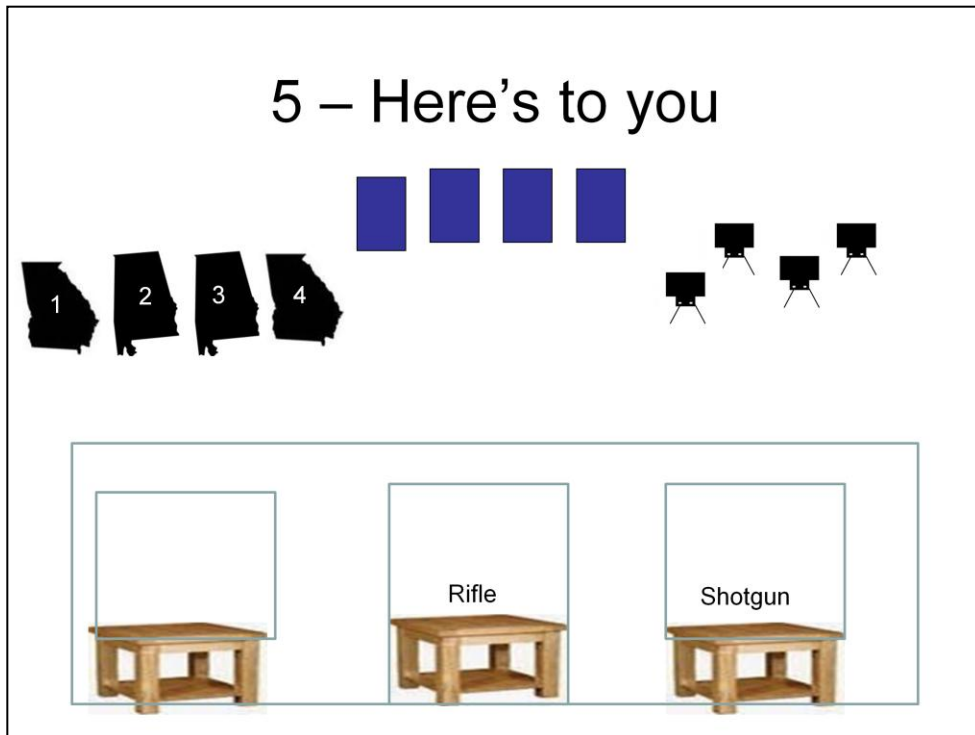
Shotgun staged on left or right table, Pistols holstered, Rifle staged on center table. Shooter starts behind table of choice both hands grasping pistols.

Starting line: **“Hands Up, I want your guns!”**

At the beep,

- **Pistols** – 4 on the center target, then double-tap sweep the targets from either end.
- **Rifle** – Repeat Pistol Instructions
- **Shotgun** – Engage two knockdown until down from the left table and the other two from the right table.

Order: Shooter’s Choice



**Rifle – 10, Pistol – 10, Shotgun – 4+**

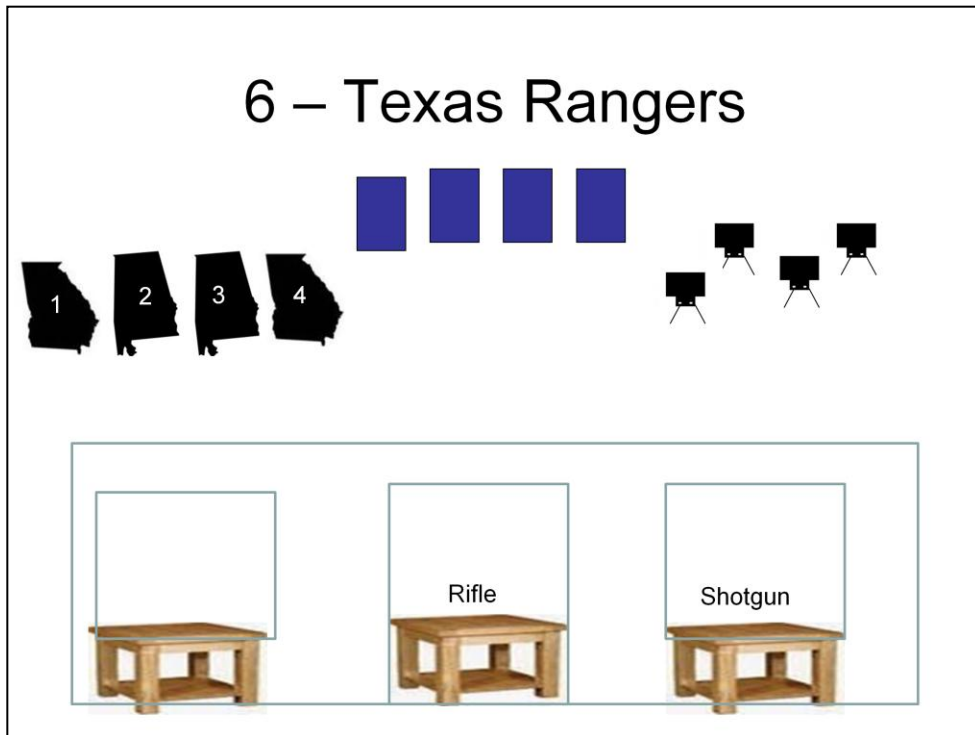
Rifle staged on center table, Shotgun staged on right table, Pistols holstered. Shooter starts behind table of choice, as if holding drink of choice at eye level in both hands.

Starting line: **“Here’s to you”**

At the beep,

- Pistols** – From the left table, on the pistol targets, Nevada Sweep starting on either end – double-tapping the end targets (eg 1-1-2-3-4-4-3-2-1-1)
- Rifle**– repeat Pistol instructions on the rifle targets from the center table.
- Shotgun** – engage knockdowns until down from the right table

Order: Shooter’s Choice.



**Rifle – 10, Pistol – 10, Shotgun – 4+**

Rifle staged on center table, Shotgun staged on right table, Pistols holstered. Shooter starts behind table of choice, weapon(s) of choice at the ready [if long gun – both hands holding the weapon, not touching any ammo]

Starting line: **“One Riot – One Ranger”**

At the beep,

- Pistols** – From the left table, on the pistol targets, Regressive Sweep starting on either end (eg 1-1-1-1-2-2-2-3-3-4)
- Rifle**– repeat Pistol instructions on the rifle targets from the center table.
- Shotgun** – engage knockdowns until down from the right table

Order: Shooter’s Choice.