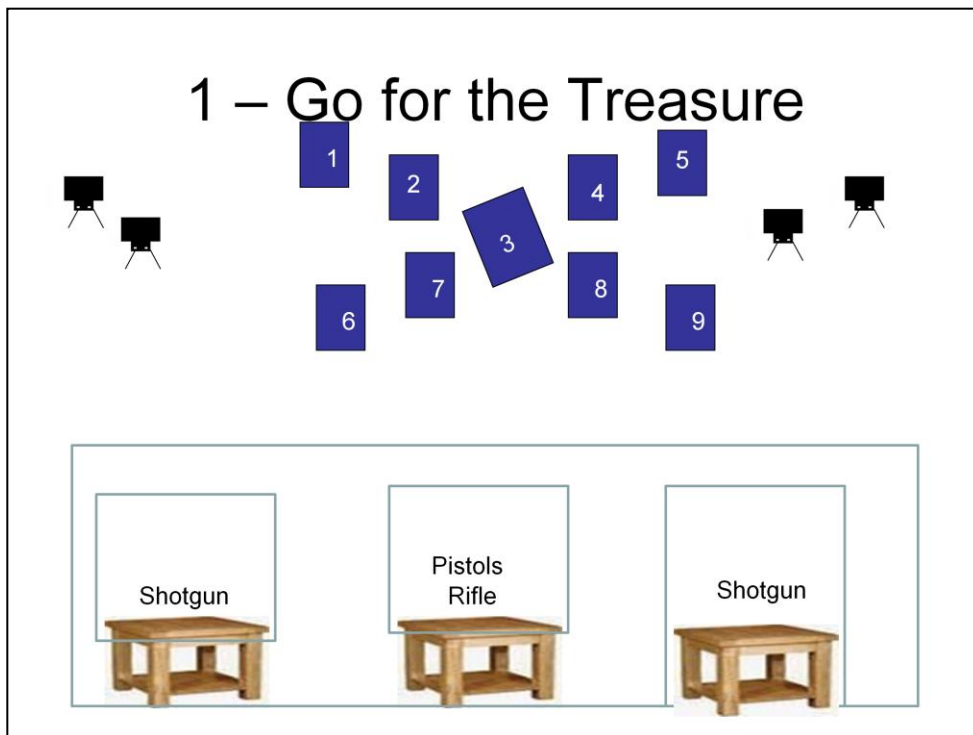




*March 2020 Stages*



**Pistol – 10, Rifle – 10, Shotgun – 4+**

Pistols holstered, Shotgun staged on left or right table, rifle staged on center table.

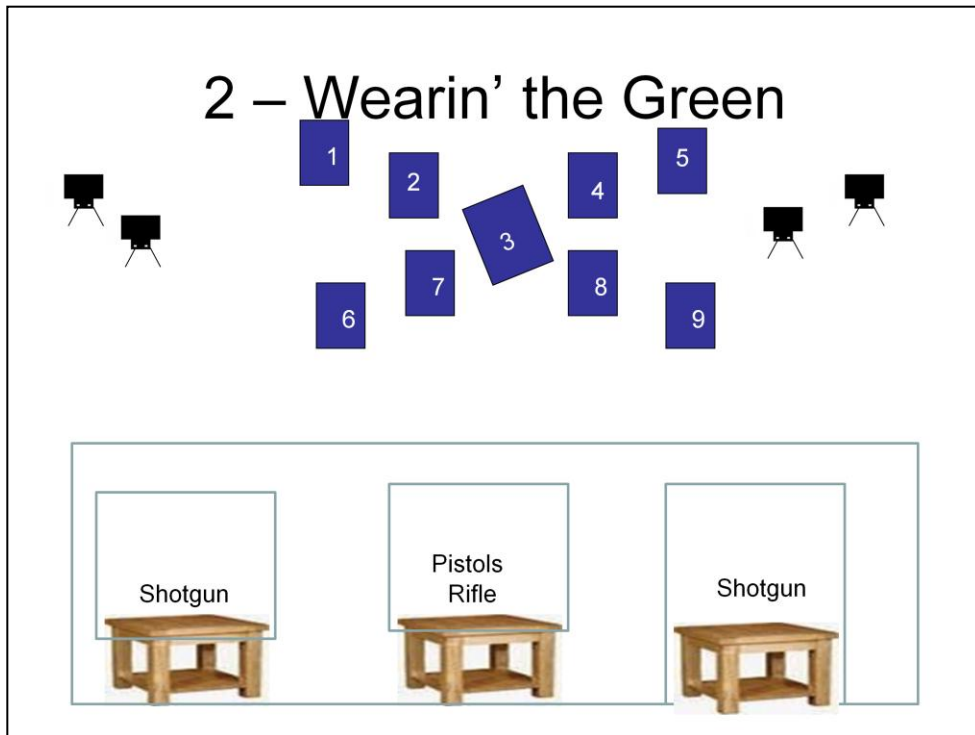
Shooter starts behind table of choice, holding bag of gold in both hands.

Starting line – **“Go for the Treasure!”**

At the beep,

- Pistols** – From center table, sweep one diagonal from either end, then the other diagonal from either end
- Rifle** – From center table, repeat pistol instructions.
- Shotgun** - 2 knockdowns until down from left table and 2 knockdown until down from the right table (shotgun may be split).

Order: Shooter’s Choice.



**Pistol – 10, Rifle – 10, Shotgun – 4+**

Pistols holstered, Shotgun staged on left or right table, rifle staged on center table.

Shooter starts behind table of choice, standing in default position.

Starting line – **“Wearin’ the Green!”**

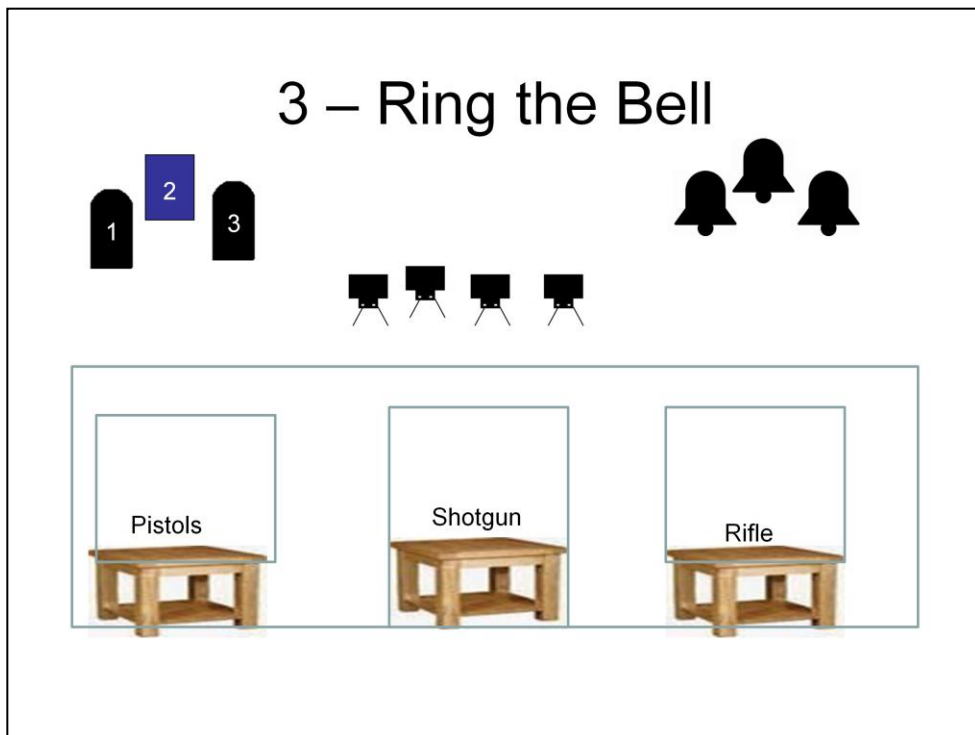
At the beep,

•**Pistols** – From center table, one each on targets 6 & 9, two each on targets 7 & 8, four on target 3 – round count

•**Rifle** – From center table, one each on targets 1 & 5, two each on targets 2 & 4, four on target 3 – round count.

•**Shotgun** - 2 knockdowns until down from left table and 2 knockdown until down from the right table (shotgun may be split).

Order: Shooter’s Choice.



**Rifle – 10, Pistol – 10, Shotgun – 4+**

Shotgun staged on center table, Pistols holstered, Rifle staged on right table. Shooter starts behind table of choice hands flat on table, not touching any weapons.

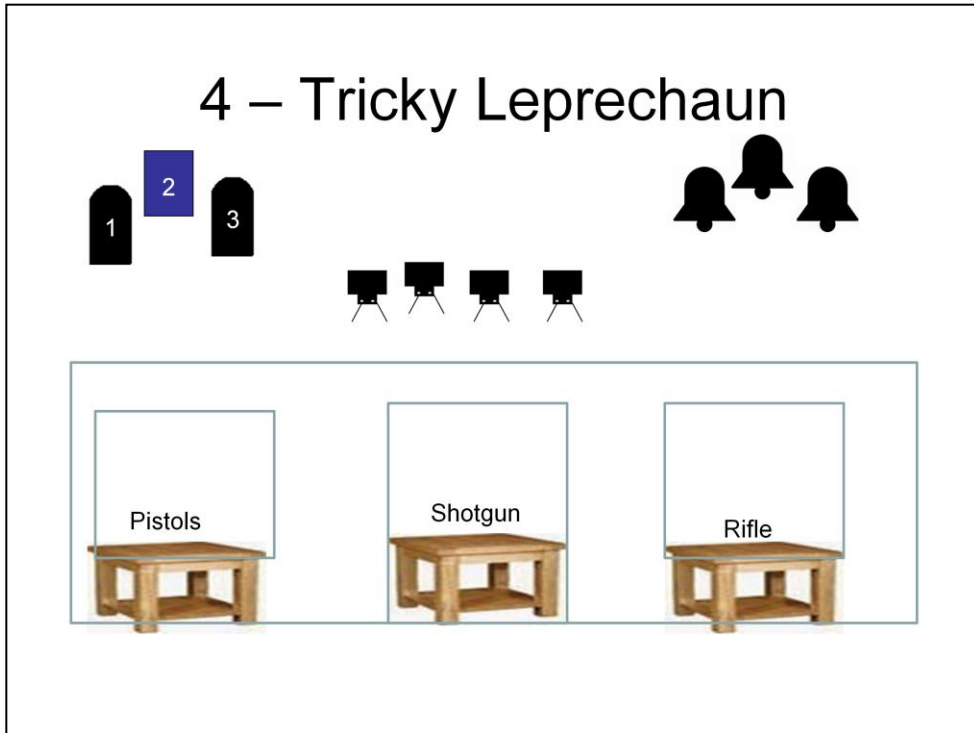
Starting line: **“Ring the Bell.”**

At the beep,

- Pistols** – Double-tap Nevada Sweep on the three pistol targets
- Rifle** – Double-tap Nevada Sweep on the three rifle targets
- Shotgun** – Engage four knockdown until down from center table.

Order: Shooter’s Choice

## 4 – Tricky Leprechaun



**Rifle** – 10, **Pistol** – 10, **Shotgun** – 4+

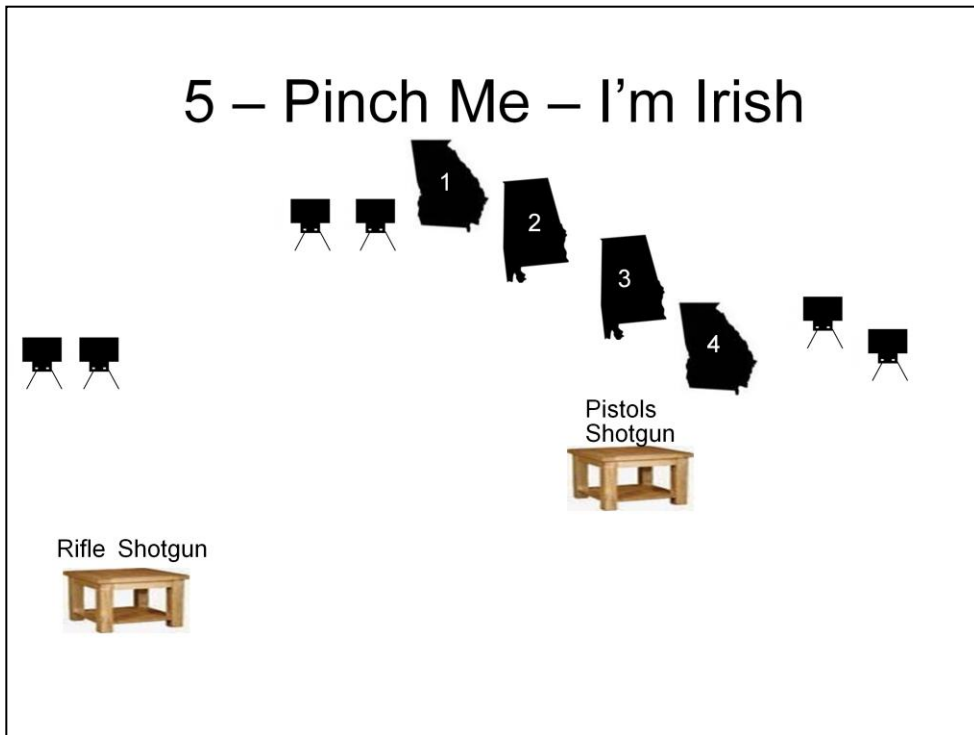
Shotgun staged on center table, Pistols holstered, Rifle staged on right table.  
Shooter starts behind table of choice hands on hat.

Starting line: “**Tricky Leprechaun.**”

At the beep,

- Pistols** – 2-3-5 Sweep on the three pistol targets from either end.
- Rifle** – 2-3-5 Sweep on the three rifle targets from either end.
- Shotgun** – Engage four knockdown until down from center table.

Order: Shooter’s Choice



**Rifle – 10, Pistol – 10, Shotgun – 6+**

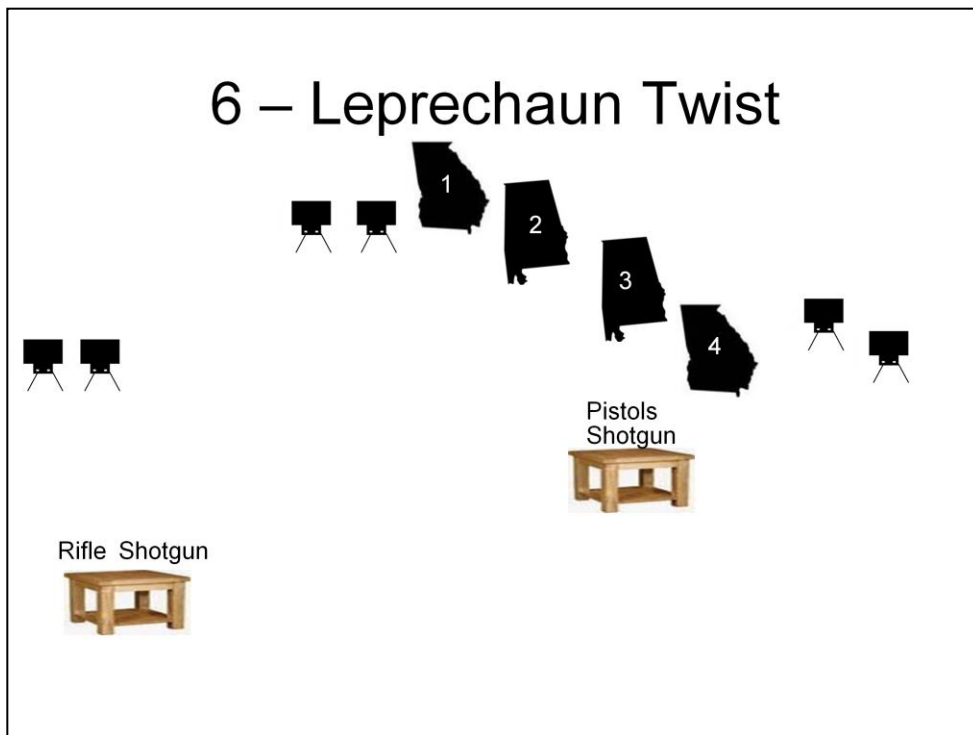
Rifle staged on left table, Pistols holstered, shotgun in hands. Shooter by left table, Shotgun in hands.

Starting line: **“Pinch Me – I’m Irish.”**

At the beep,

- Shotgun** – engage the two knockdowns. Stage shotgun.
- Rifle** – Continuous Nevada Sweep on the four targets. Stage Rifle on table toward berm. Take Shotgun with you.
- Shotgun** – engage remaining knockdowns until down.
- Pistols** – Continuous Nevada Sweep on the four targets.

Order: Shotgun - Rifle – Shotgun – Pistols.



**Rifle – 10, Pistol – 10, Shotgun – 2+**

Shotgun staged on left table, Pistols holstered, rifle in hands. Shooter by left table, Rifle in hands.

Starting line: **“Leprechaun Twist.”**

At the beep,

- Rifle** – Sweep the four targets then engage a knockdowns then repeat. Stage Rifle on table toward berm.
- Shotgun** – engage the two knockdowns. Take shotgun with you.
- Pistols** – Sweep the four targets then engage a knockdowns then repeat.
- Shotgun** – engage any remaining knockdowns until down

Order: Rifle – Shotgun – Pistols - Shotgun.