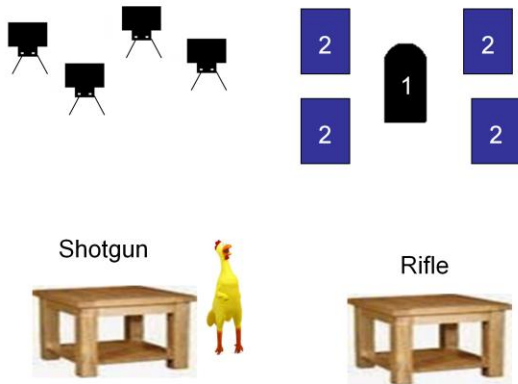




November 2018 Stages

1 – Where's the Turkey?



November Surprise – and you're in the middle of it already

Pistol – 10, **Rifle** – 10, **Shotgun** – 4+

Pistols holstered, Shotgun staged on left table, rifle staged on right table.

Shooter starts behind table of choice, holding chicken in both hands.

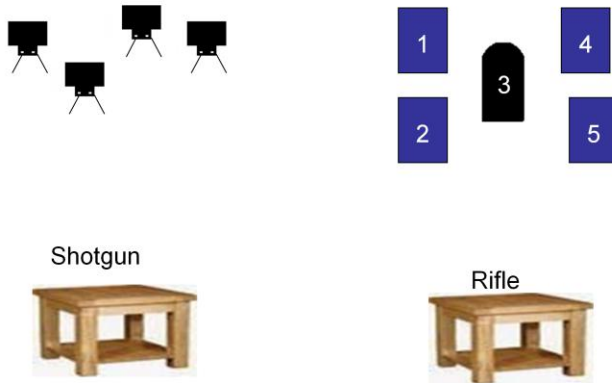
Starting line – “**Where's The Turkey?**”

At the beep, drop chicken.

- Rifle** – 1 on the center target then 2 on each rectangle then 1 on the center target.
- Pistols**– Repeat Rifle instructions.
- Shotgun** 4 knockdowns until down.

Order: Shooter's Choice.

2 – Ever Been to Reno?



Out West – It's a dry heat!

Pistol – 10, **Rifle** – 10, **Shotgun** – 4+

Pistols holstered, Shotgun staged left table, rifle staged on right table.

Shooter starts behind table of choice, hands on hat.

Starting line – “**Nevada, here I come!**”

At the beep,

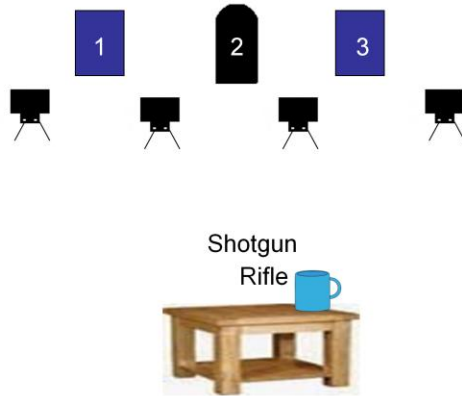
•**Pistols** – Nevada Sweep on one diagonal then Nevada Sweep on the other diagonal (for example, 1-3-5-3-1; 2-3-4-3-2).

•**Rifle** – Repeat pistol instructions.

•**Shotgun** – 4 knockdowns until down.

Order: Shooter's choice

3 – Cowboy Coffee



Cowboy coffee can be really strong.

Rifle – 10, **Pistol** – 10, **Shotgun** – 4+

Shotgun & Rifle staged on the table, pistols holstered. Shooter starts behind table, cup held in both hands near mouth.

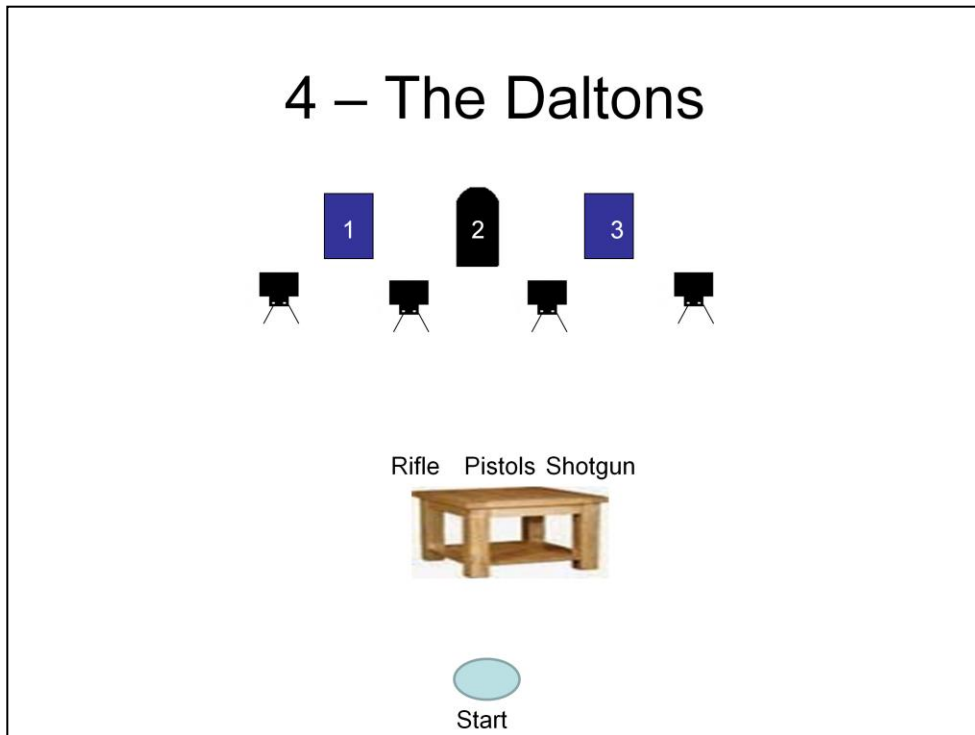
Starting line: **“Who made this coffee?”**

At the beep, put cup down,

- Rifle** – continuous Nevada Sweep on the three targets.
- Pistols** – Repeat the Rifle instructions with the pistols.
- Shotgun** – engage 4 knockdowns until down.

Order: Shooter's choice

4 – The Daltons



Survived the coffee – now face the staff

Rifle – 10, **Pistol** – 10, **Shotgun** – 4+

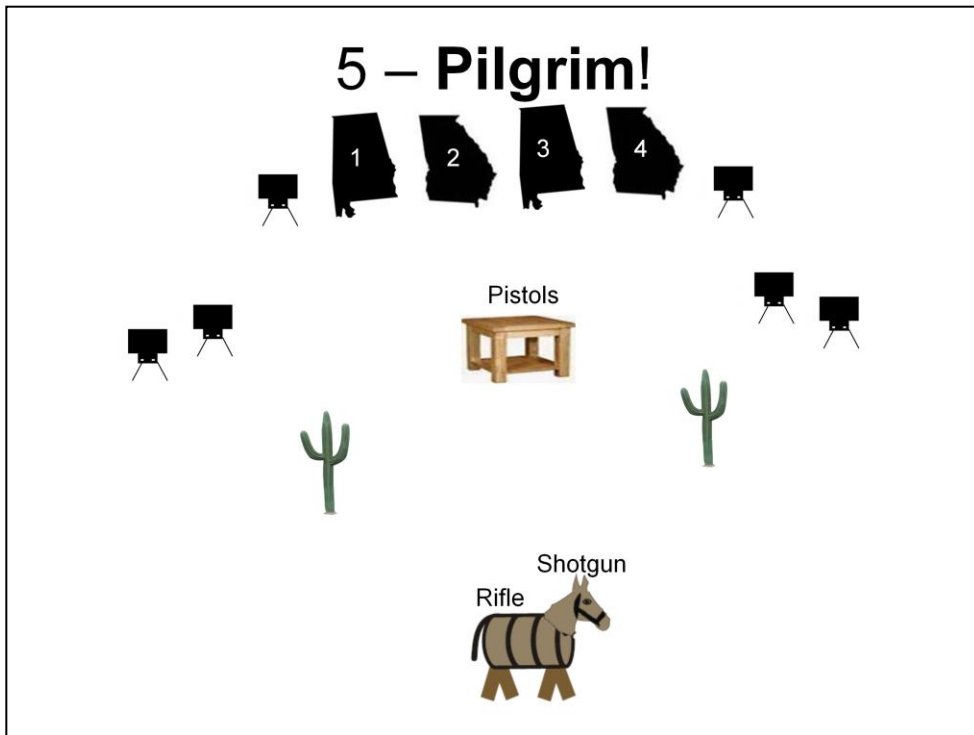
All weapons staged on the table. Hands in default position, foot touching starting stone

Starting line: **"It's the Daltons!"**

At the beep,

- Rifle** – Middle target twice then sweep from either end, then repeat the instructions (eg. 2-2-1-2-3-2-2-1-2-3)
- Pistols** – Repeat the Rifle instructions with the pistols. (Holster pistols or restage on table)
- Shotgun** – engage all knockdowns until down.

Order: Shooter's choice.



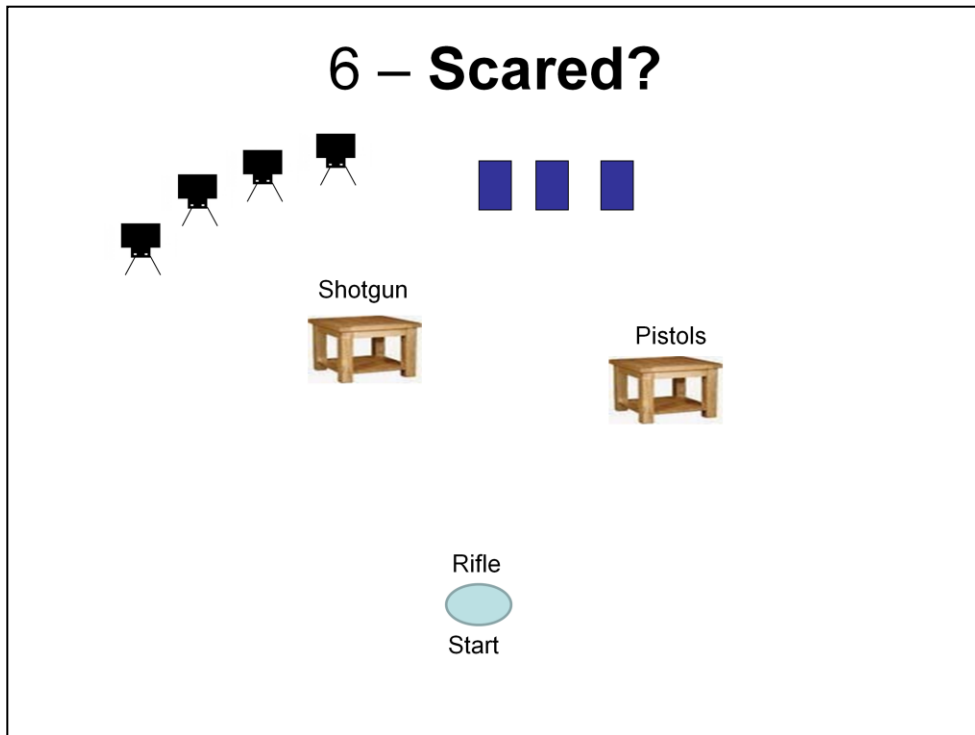
Pistols – 10, **Rifle** – 10, **Shotgun** – 6+

Pistols loaded and holstered, shotgun staged on horse, rifle in hand, John Wayne style (weak hand on pistol grip, rifle in strong hand, rifle butt on hip). Shooter starts beside horse (either side).

Starting line: **“Pilgrim!”** At the beep,

- Rifle** – Lawrence Welk sweep in the four targets (eg. 1 on 1, 2 on 2, 3 on 3, and 4 on 4) from either end. Stage rifle on horse.
- Shotgun** – move downrange past left cactus and engage 2 on the left. Move downrange past right cactus and engage 2 on the right. Engage the last 2 and stage shotgun on table.
- Pistols** – Repeat rifle instructions.

Order: Rifle-Shotgun-Pistols.



I've got two Pistols, one for each of you!

Pistols – 10, **Rifle** – 10, **Shotgun** – 4+

Pistols loaded and holstered, shotgun staged on left table, rifle in hands.
Shooter starts with foot touching starting stone, with rifle in hands.

Starting line: **“Are you scared yet?”** At the beep,

- Rifle** – 1-2-2 sweep from either end then 1-2-2 sweep from the other end.
Stage on right table
- Pistols** – Repeat Rifle instructions.
- Shotgun** – Engage the 4 knockdowns until down.

Order: Rifle-Pistols-Shotgun.