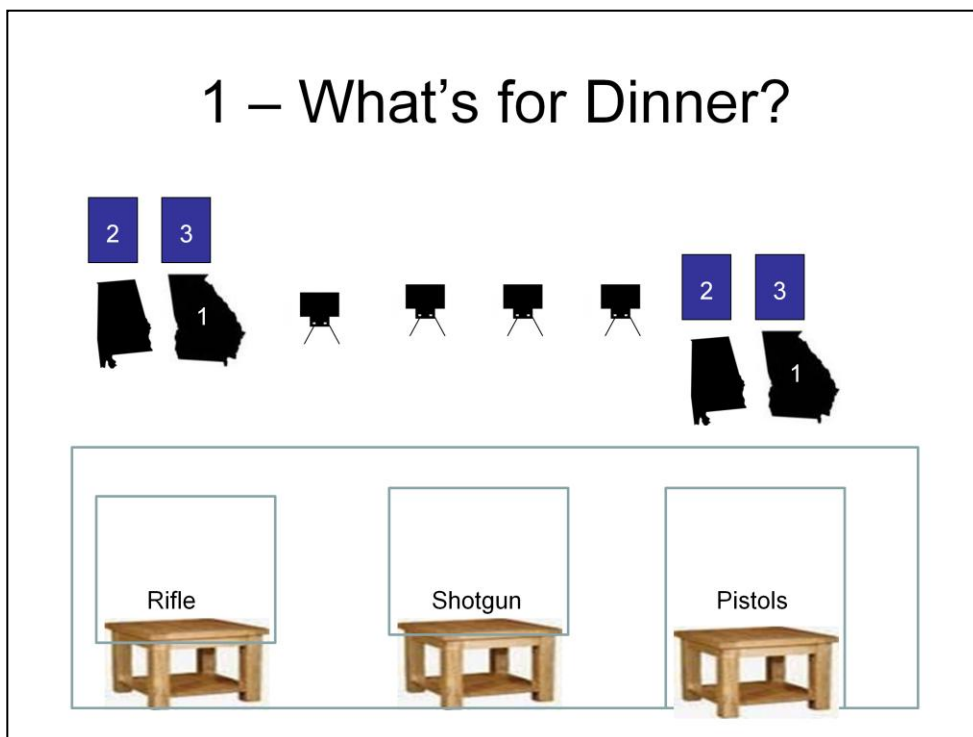




*November 2023 Stages*

# 1 – What's for Dinner?



**Pistol – 10, Rifle – 10, Shotgun – 4+**

Pistols holstered, Rifle staged on left table, Shotgun staged on center table.  
Shooter starts behind table of choice, Hands in full Gabby Hayes

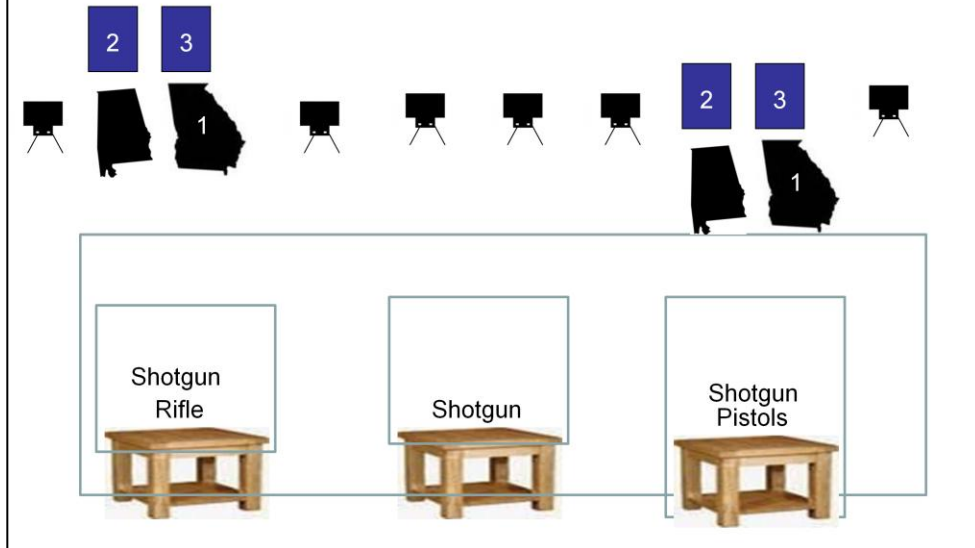
Starting line – **“What’s for Dinner?”**

At the beep,

- Pistols** – From right table, three on each state target, two on each rectangle, any order.
- Rifle** – From left table, three on each state target, two on each rectangle, any order.
- Shotgun** – From the center table, 4 knockdowns until down.

Order: Shooter’s Choice.

## 2 – Smoked Turkey



**Pistol – 10, Rifle – 10, Shotgun – 6+**

Pistols holstered, Rifle staged on left table, Shotgun staged on any table.  
Shooter starts behind table of choice, Hands on Hat

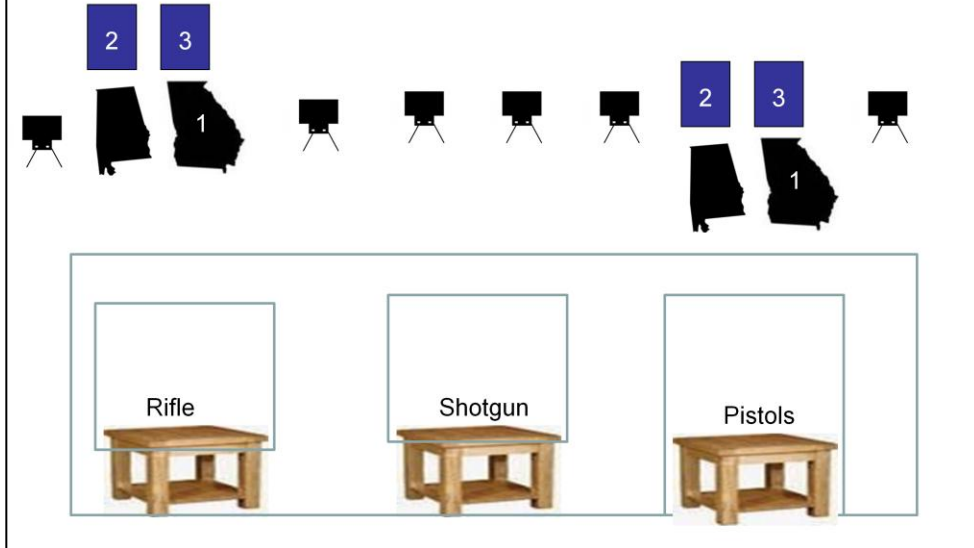
Starting line – **“Smoked Turkey”**

At the beep,

- Pistols** – From right table, regressive sweep starting on the Georgia target [4 on Georgia, then 3 on the next target, then 2 on the third target, and then 1 on the last target]
- Rifle** – From left table, repeat the Pistol instructions on the rifle targets.
- Shotgun** – 2 from each table. Makeups from where first engaged

Order: Shooter’s Choice. Shotgun may be split

## 3 – Cornbread Dressing



**Pistol – 10, Rifle – 10, Shotgun – 0+**

Pistols holstered, Rifle staged on left table, Shotgun staged on center table.  
Shooter starts behind table of choice, hands at low surrender

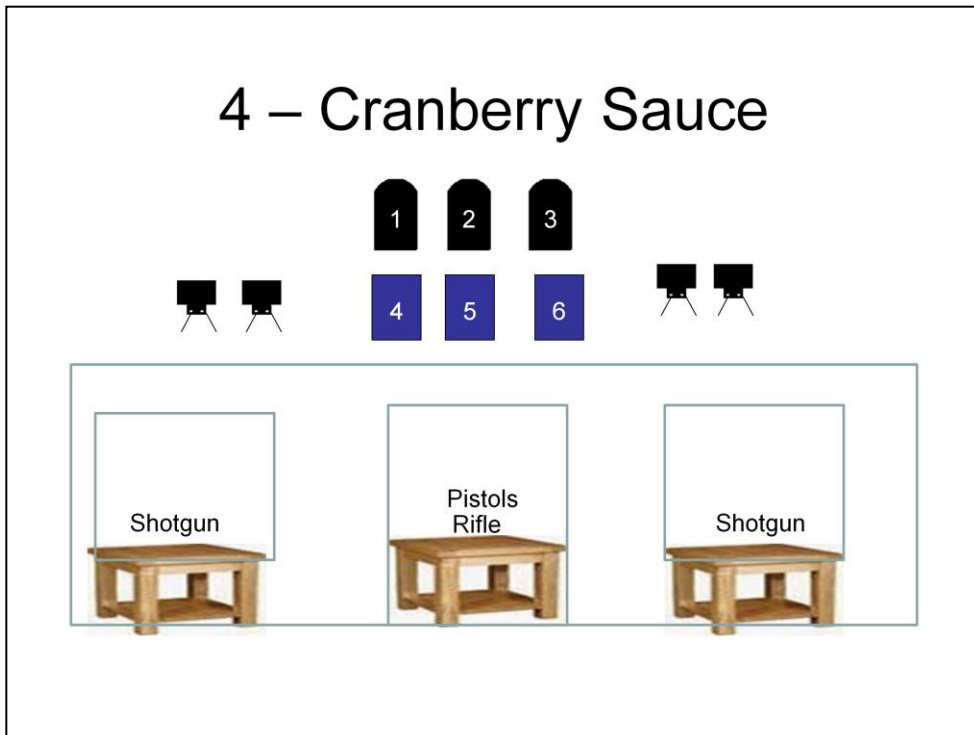
Starting line – **“Cornbread Dressing”**

At the beep,

- Pistols** – From right table, a knockdown, then double-tap the four targets, then a knockdown.
- Rifle** – From the left table, repeat the pistol instructions on the rifle targets.
- Shotgun** – From the center table, one knockdown for each knockdown left standing by the pistols and rifle [up to 4]

Order: Shooter’s Choice, Shotgun last.

## 4 – Cranberry Sauce



**Rifle** – 10, **Pistol** – 10, **Shotgun** – 2+

Shotgun staged on any table, Rifle staged on center table, Pistols holstered. Shooter starts behind table of choice, hands on hips.

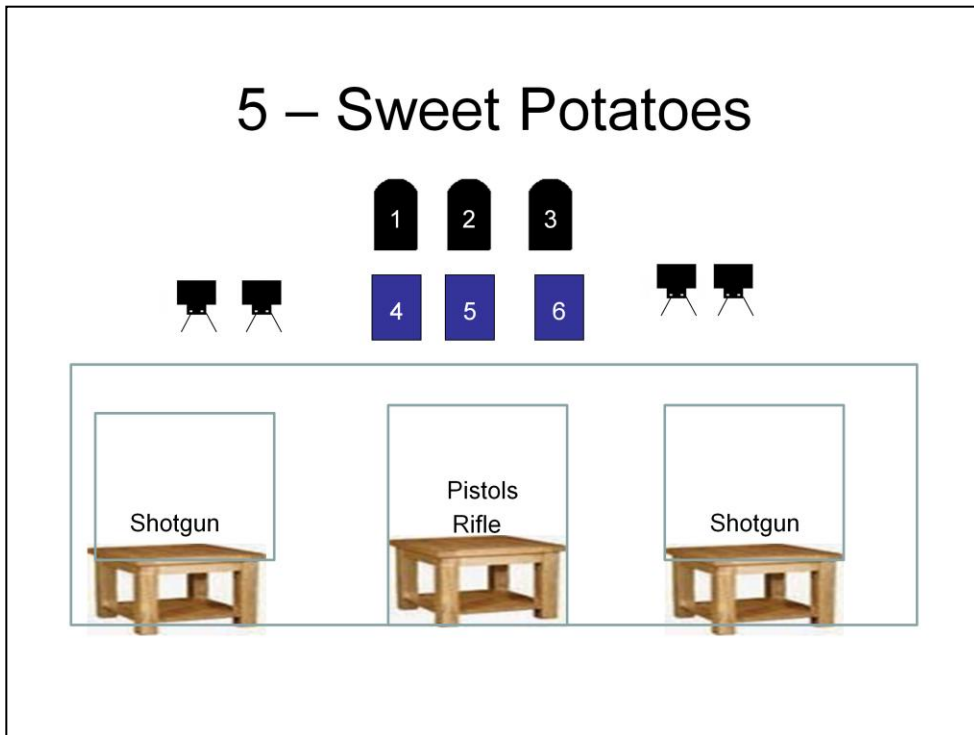
Starting line: **“Cranberry Sauce”**

At the beep,

- Pistols** – Double tap Nevada sweep from either end on the bottom targets [Rectangles]
- Rifle** – Repeat Pistol Instructions on the top targets [Tombstones]
- Shotgun** – Engage two knockdowns until down from either the left or right table.

Order: Shooter’s Choice, Rifle not last

## 5 – Sweet Potatoes



**Rifle** – 10, **Pistol** – 10, **Shotgun** – 4+

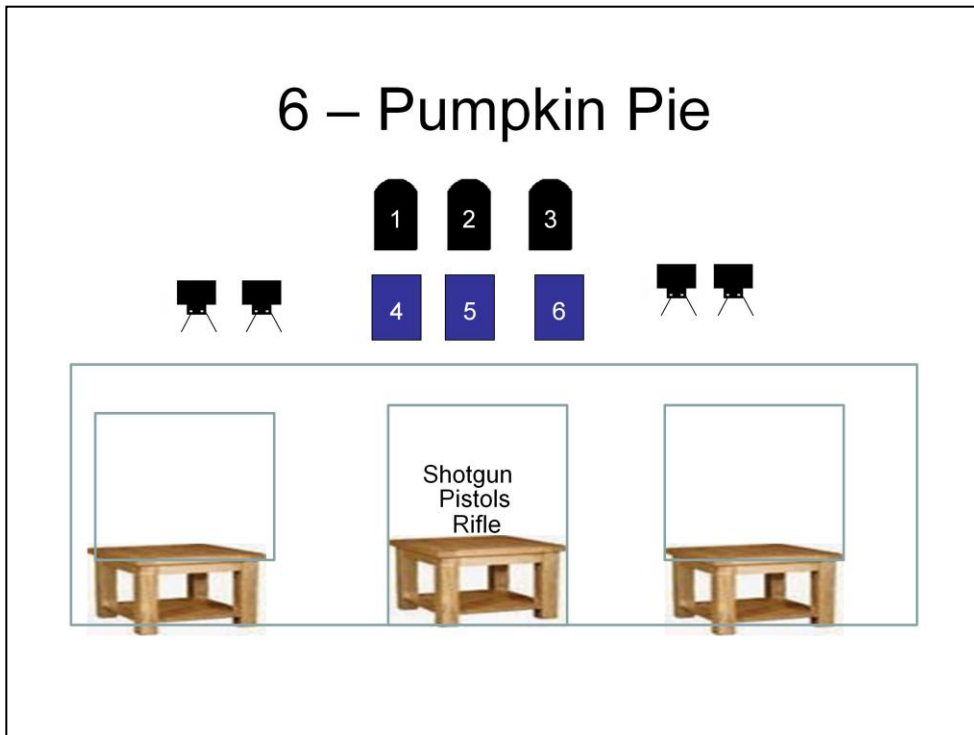
Shotgun staged on any table, Rifle staged on center table, Pistols holstered. Shooter starts behind table of choice in default position (upright with hands relaxed at sides, not touching weapons).

Starting line: **“Sweet potatoes.”**

At the beep,

- Pistols** – 2-3-5 sweep from either end on the rectangles
- Rifle** – 2-3-5 sweep from either end on the tombstones
- Shotgun** – Engage two knockdown until down from each of the outside tables. Makeups from where first engaged

Order: Shooter’s Choice. [Shotgun may be split]



**Rifle – 10, Pistol – 10, Shotgun – 4+**

Shotgun staged on center table, Rifle staged on center table, Pistols holstered. Shooter starts behind center table, hands flat on table not touching any weapons.

Starting line: **“Pumpkin Pie!”**

At the beep,

- Pistols** – Double-tap the rectangles, then single tap the tombstones, then put the 10<sup>th</sup> round on a rectangle.
- Rifle** – Double-tap the tombstones, then single tap the rectangles, then put the 10<sup>th</sup> round on a tombstone.
- Shotgun** – Engage four knockdowns until down from center table.

Order: Shooter’s Choice[Stand and deliver stage]