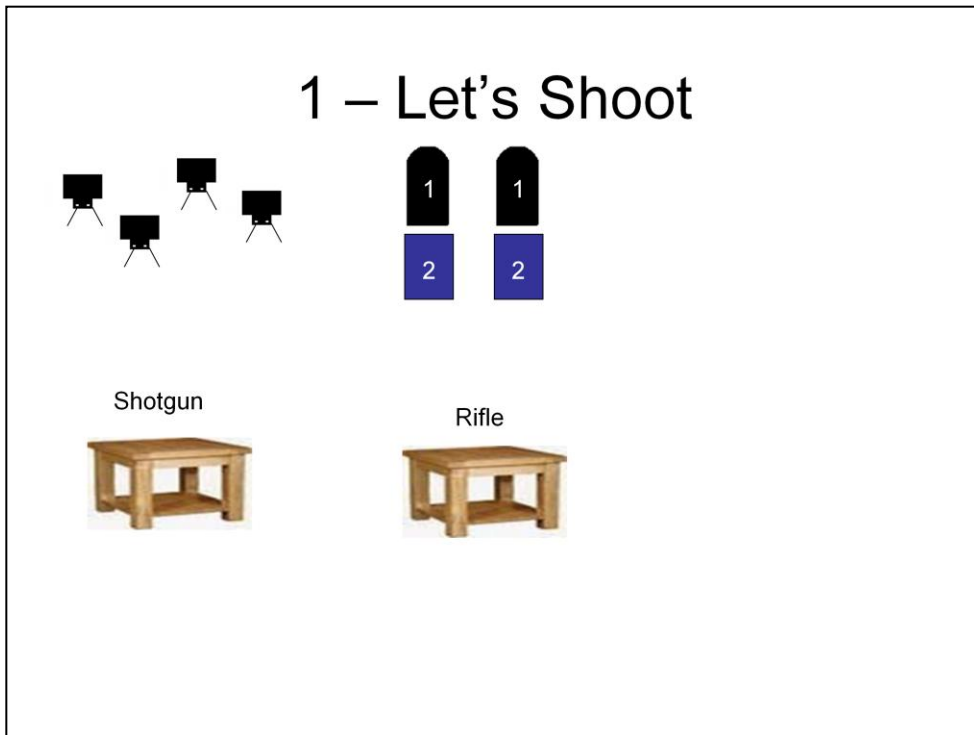




October 2018 Stages



October Surprise – and you're in the middle of it already

Pistol – 10, **Rifle** – 10, **Shotgun** – 4+

Pistols holstered, Shotgun staged on left table, rifle in hands at Cowboy Port Arms.

Shooter starts behind right table, rifle held in both hands.

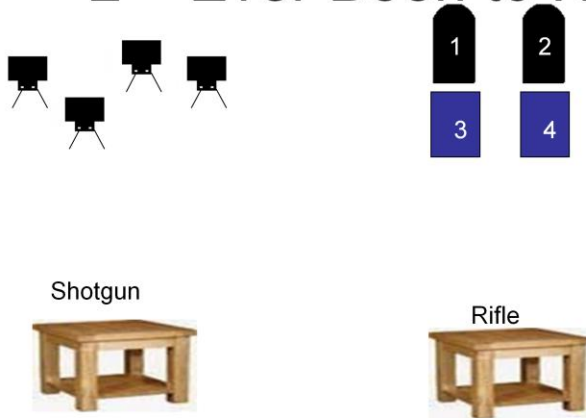
Starting line – **“Let's Shoot!”**

At the beep,

- Rifle** – Two on each rectangle then one on a tombstone, then two on each rectangle then one on the other tombstone .
- Pistols**– Repeat Rifle instructions.
- Shotgun** 4 knockdowns until down.

Order: Rifle – Pistols - Shotgun.

2 – Ever Been to Nevada?



Out West – It's a dry heat!

Pistol – 10, **Rifle** – 10, **Shotgun** – 4+

Pistols holstered, Shotgun staged left table, rifle staged on right table.

Shooter starts behind table of choice, hands on hat.

Starting line – “**Nevada, here I come!**”

At the beep,

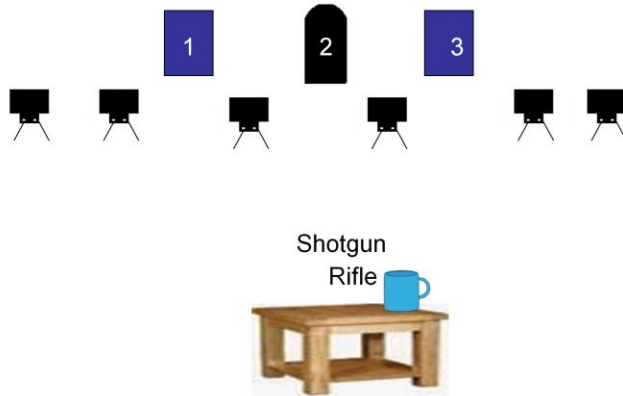
•**Pistols** – L-shaped Nevada Sweep on a tombstone and the two rectangles, then an L-shaped Nevada Sweep on the other tombstone and the two rectangles (for example, 1-3-4-3-1; 2-4-3-4-2 - Each Nevada Sweep may begin on either a rectangle or a tombstone).

•**Rifle** – Repeat pistol instructions.

•**Shotgun** – 4 knockdowns until down.

Order: Shooter's choice

3 – Cowboy Coffee



Cowboy coffee can be really strong.

Rifle – 10, **Pistol** – 10, **Shotgun** – 2+

Shotgun & Rifle staged on the table, pistols holstered. Shooter starts behind table, cup held in both hands near mouth.

Starting line: **“This stuff is Strong!”**

At the beep, put cup down,

- Rifle** – Double-tap center target, then one on each outside target, then double-tap the center target, then one on each outside target, then engage two knock-downs
- Pistols** – Repeat the Rifle instructions with the pistols.
- Shotgun** – engage all remaining knockdowns until down.

Order: Shooter’s choice on Pistols and Rifle; Shotgun last

4 – Staff Deserves This



Survived the coffee – now face the staff

Rifle – 10, **Pistol** – 10, **Shotgun** – 6+

All weapons staged on the table. Hands in default position, foot touching starting stone

Starting line: **“Well, you deserve this!”**

At the beep,

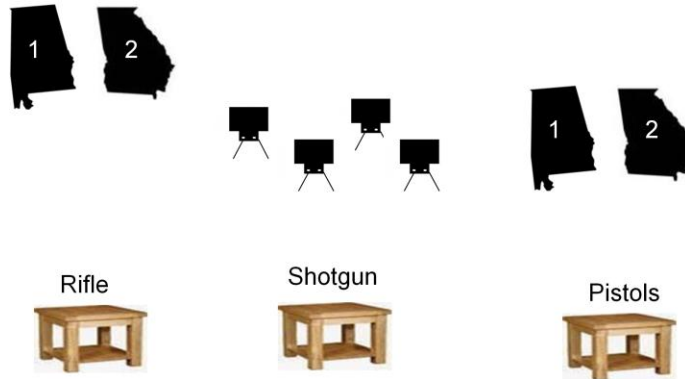
•**Rifle** – Regressive Sweep on 3 targets from either end (for example – 1-1-1-1-2-2-2-3-3-1).

•**Pistols** – Repeat the Rifle instructions with the pistols. (Holster pistols or restage on table)

•**Shotgun** – engage all knockdowns until down.

Order: Shooter’s choice.

5 – Don't Give a Hoot!



Pistols – 10, **Rifle** – 10, **Shotgun** – 4+

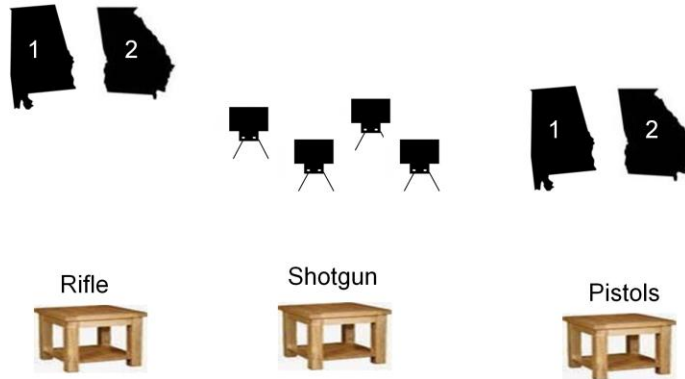
Pistols loaded and holstered, rifle staged on left table & shotgun staged on center table. Shooter starts behind table of choice, both hands flat on the table, not touching any weapons.

Starting line: **“I Don't Give a Hoot!”** At the beep,

- Pistols** – Alternating double-tap sweep for 10 rounds on Pistol targets.
- Rifle** – Repeat Pistol instructions on Rifle targets.
- Shotgun** – Engage the 4 knockdowns until down.

Order: Shooter's Choice.

6 – One for each of you!



I've got two Pistols, one for each of you!

Pistols – 10, **Rifle** – 10, **Shotgun** – 4+

Pistols loaded and holstered, rifle staged on left table & shotgun staged on center table. Shooter starts behind table of choice, holding weapon(s) of choice in hand(s). [Shotgun or rifle held in both hands – pistol(s) as per category]

Starting line: “**I’ve Got Two Pistols!**” At the beep,

- Pistols** – 3-4-3 sweep on the Pistol targets.
- Rifle** – Repeat Pistol instructions on Rifle targets.
- Shotgun** – Engage the 4 knockdowns until down.

Order: Shooter’s Choice.