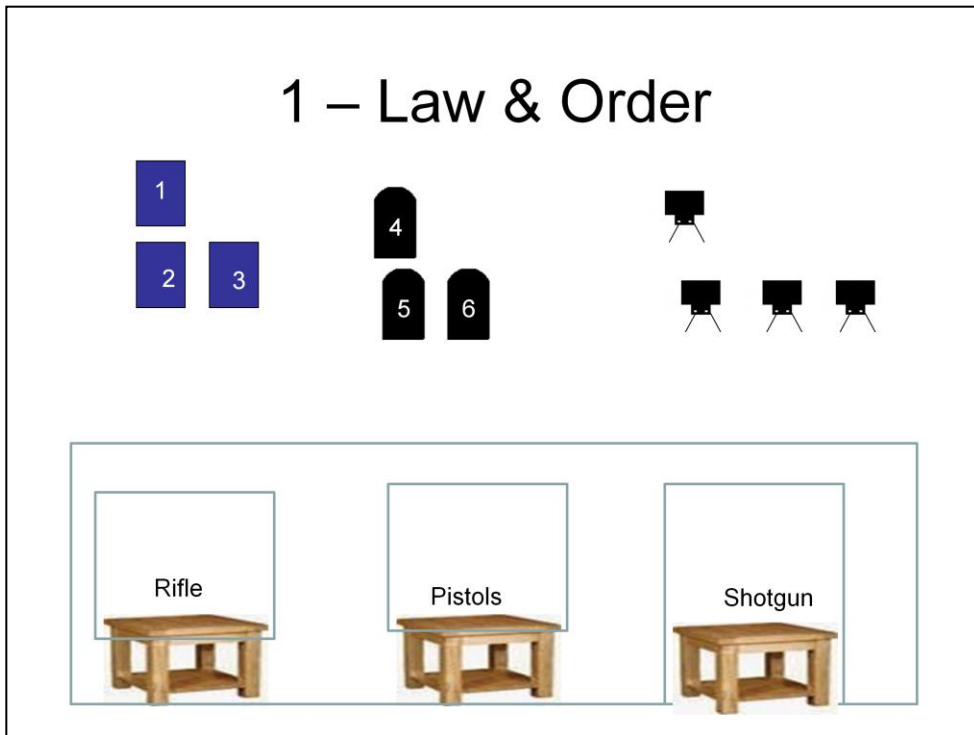




*October 2020 Stages*



**Pistol – 10, Rifle – 10, Shotgun – 4+**

Pistols holstered, Shotgun staged on right, rifle staged on left table.  
 Shooter starts behind table of choice in default position.

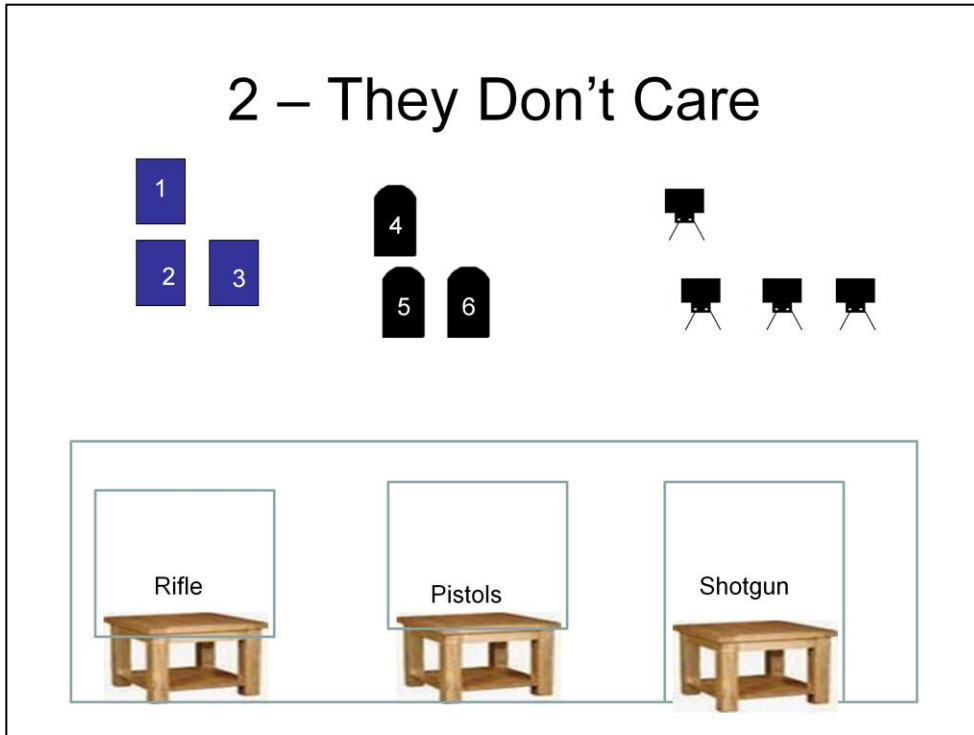
Starting line – **“People got to talk themselves into Law & Order!”**

At the beep,

- Rifle** – From the left table, L-shaped 2-3-5 sweep from either end. (eg 1-1-2-2-2-3-3-3-3-3)
- Pistols**– Repeat the Rifle instructions on the tombstone targets from the center table.
- Shotgun** – 4 knockdowns until down.

Order: Shooter’s Choice.

## 2 – They Don't Care



**Pistol – 10, Rifle – 10, Shotgun – 4+**

Pistols holstered, Shotgun staged on right, rifle staged on left table.  
Shooter starts behind table of choice, gun(s) of choice in hand(s), muzzles(s) touching table top.

Starting line – “**Down deep they don't care!**”

At the beep,

- Rifle** – From the left table, shoot one tombstone, then double-tap the rectangles, then single-tap the tombstones.
- Pistols**– From the center table, shoot one rectangle, then double-tap the tombstones , then single-tap the rectangles.
- Shotgun** – 4 knockdowns until down.

Order: Shooter's Choice.

## 3 – Leave this Town



**Rifle – 10, Pistol – 10, Shotgun – 6+**

Rifle staged on center table, Shotgun staged on table of choice, Pistols holstered. Shooter starts behind table of choice, hands flat on table, not touching any guns.


Starting line: **“I won’t leave this town”**

At the beep,

- Rifle** – From center table, Progressive Sweep on the four state targets (eg 1 - 1-2 - 1-2-3 - 1-2-3-4) from either end
- Pistols** – repeat rifle instructions from the center table.
- Shotgun** – engage knockdowns until down, two from each table. Makeups from the position where first engaged.

Order: Shooter’s Choice.

## 4 – Chinese Tea



**Rifle – 10, Pistol – 10, Shotgun – 6+**

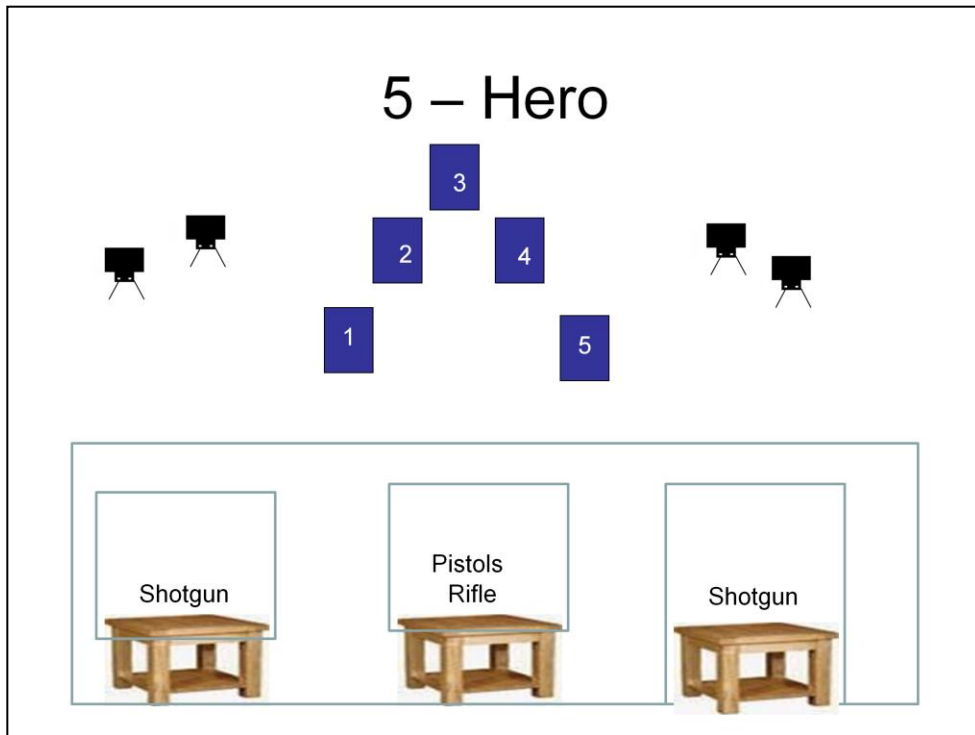
Rifle staged on center table, Shotgun staged on table of choice, Pistols holstered. Shooter starts behind table of choice, hands on pistols.

Starting line: **“For all the Tea in China”**

At the beep,

- Rifle** – From center table, Continuous Nevada Sweep for 10 rounds, starting on either end.
- Pistols** – repeat rifle instructions from the center table.
- Shotgun** – engage knockdowns until down, two from each table. Makeups from the position where first engaged.

Order: Shooter’s Choice.



**Pistol – 10, Rifle – 10, Shotgun – 4+**

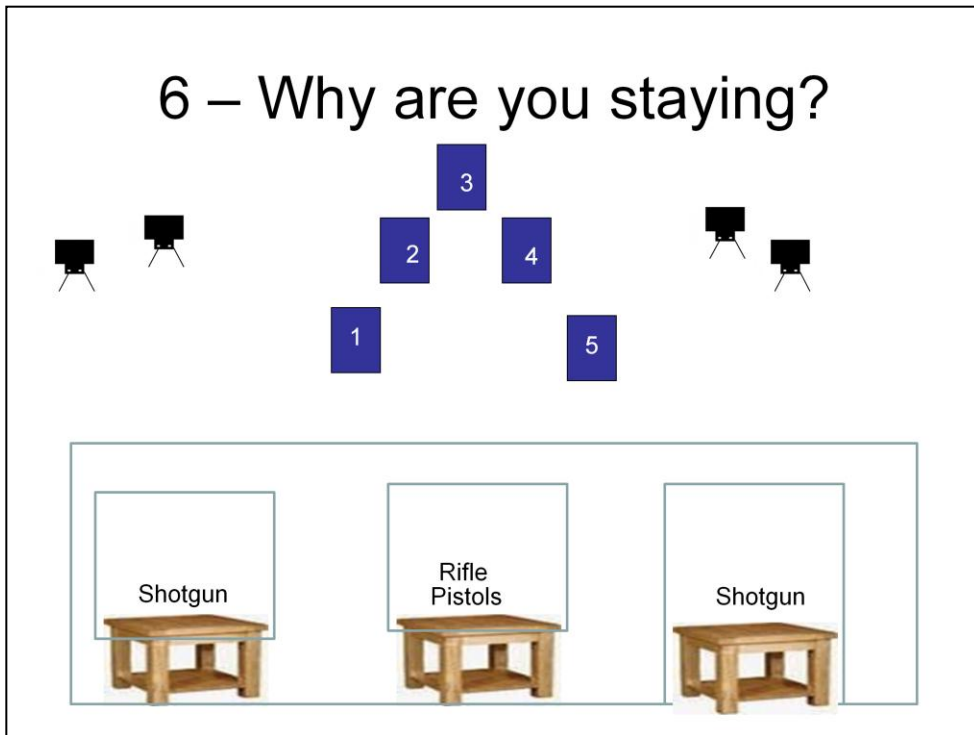
Pistols staged with rifle on center table, Shotgun staged on left or right table.  
 Shooter starts behind left table, arms folded over chest.

Starting line – “ **Don’t try to be a hero!**”

At the beep,

- Shotgun** - 4 knockdowns until down – two from left table, two from right table – make-ups from where first engaged.
- Rifle** – two single-tap sweeps in opposite directions (eg 1-2-3-4-5 - 5-4-3-2-1)
- Pistols**– Repeat the Rifle instructions.

Order: Shotgun/Rifle/Pistols.



**Pistol – 10, Rifle – 10, Shotgun – 4+**

Pistols holstered, Shotgun staged on left or right table, rifle staged on center table.

Shooter starts behind table of choice, hands on hat.

Starting line – “ **Why are you staying?**”

At the beep,

•**Pistols**– from the center 1 on each outside target, then 2 on each inner target, then 4 on the center target.

•**Rifle** – repeat pistol instructions.

•**Shotgun** - 4 knockdowns until down – two from left table, two from right table – make-ups from where first engaged.

Order: Shooter’s Choices.