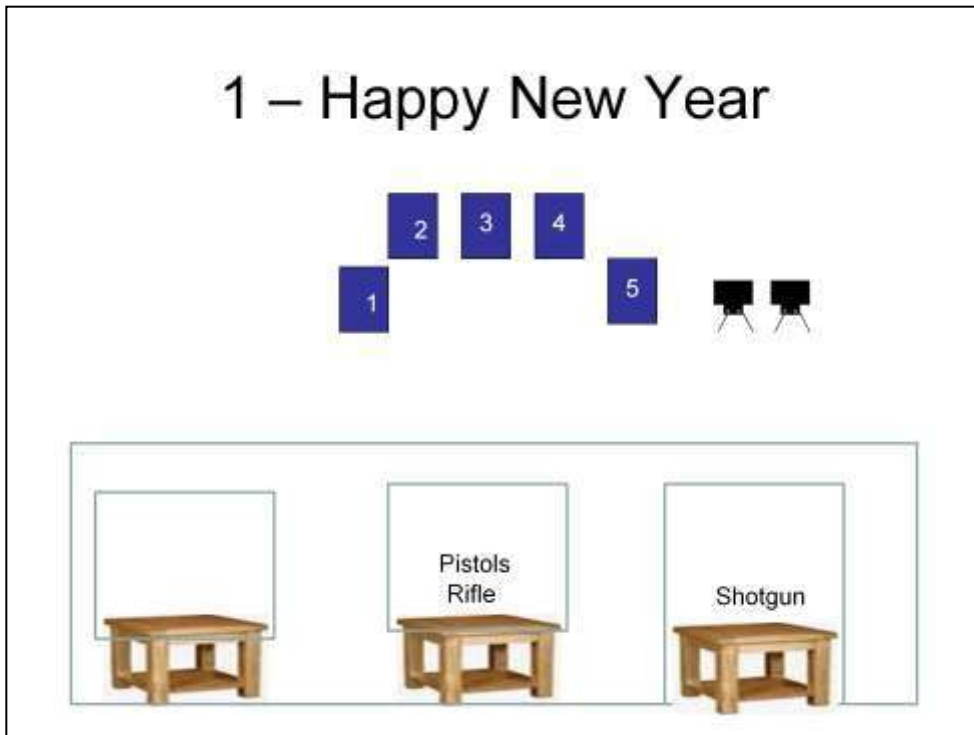




*Rhinestone Rimfire
Roundup
January 2025 Stages*



Pistol – 10, Rifle – 10, Shotgun – 2+

Pistols holstered or staged on center table, Rifle staged on center table, Shotgun staged on right table.

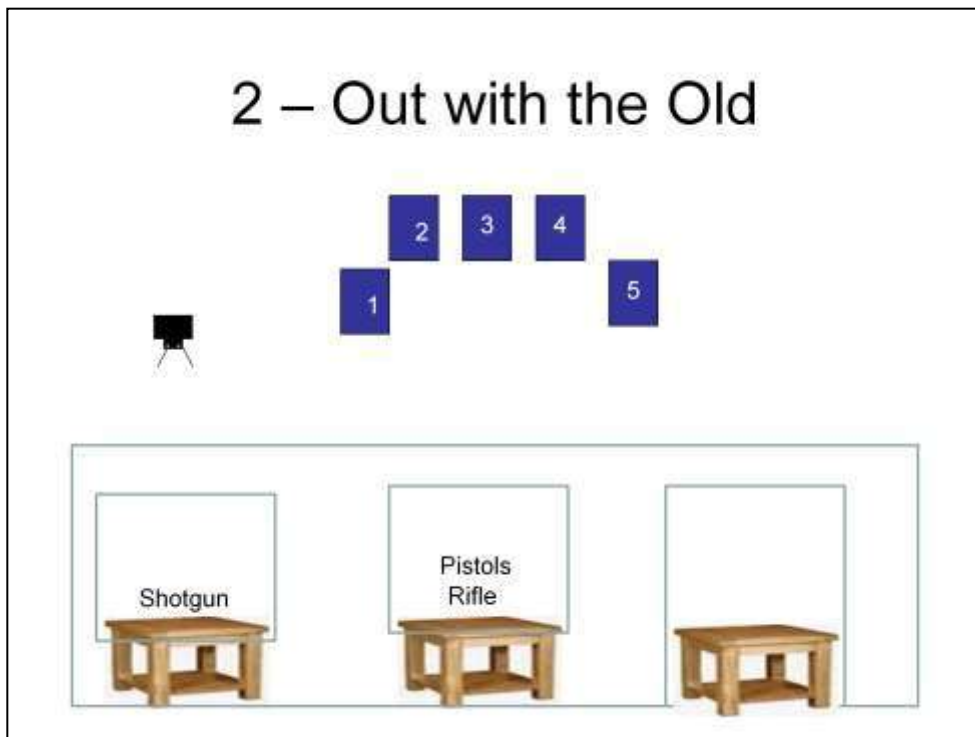
Shooter starts behind table of choice, Hands in full Gabby Hayes

Starting line – **“Happy New Year.”**

At the beep,

- Pistols** – From center table, double-tap sweep from either end.
- Rifle** – From center table, double-tap sweep from **THE OTHER** end.
- Shotgun** – From the right table, 2 knockdowns until down.

Order: Shooter’s Choice, Rifle not last.



Pistol – 10, Rifle – 10, Shotgun – 1+

Pistols holstered or staged on center table, Rifle staged on center table, Shotgun staged on left table.

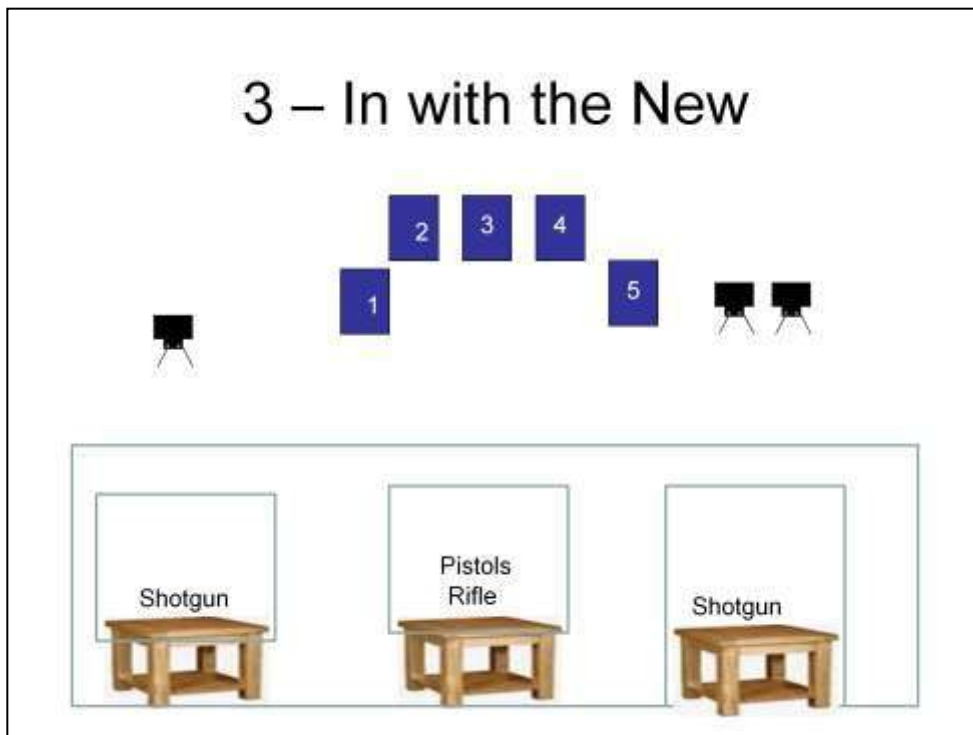
Shooter starts behind table of choice, Hands on Hat

Starting line – **“Out with the Old”**

At the beep,

- Pistols** – From center table, 1-3-2-3-1 Sweep from either end [Targets 1-2-2-2-3--3-4-4-4-5 or 5-4-4-4-3-3-2-3-2-1]
- Rifle** – From center table, 1-2-4-2-1 Sweep from either end
- Shotgun** – From the left table, 1 knockdown until down.

Order: Shooter’s Choice, Rifle not last.



Pistol – 10, Rifle – 10, Shotgun – 3+

Pistols holstered or staged on center table, Rifle staged on center table, Shotgun staged on left or right table.

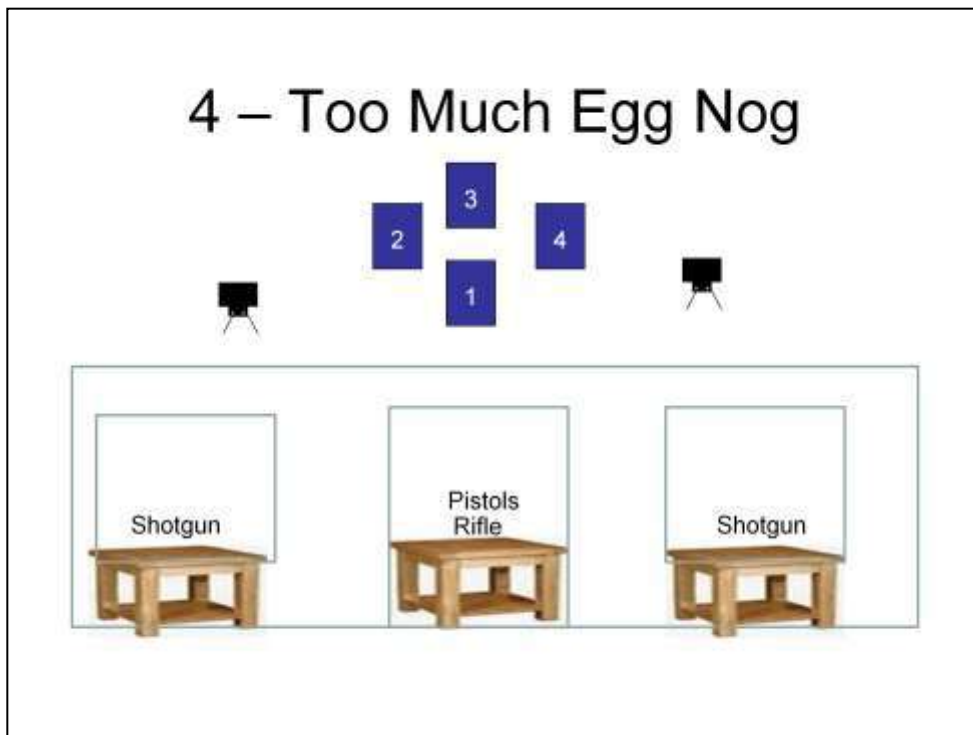
Shooter starts behind table of choice, hands at low surrender

Starting line – **“In with the New”**

At the beep,

- Pistols** – From center table, double-tap the outside targets, then progressive sweep on the other three
[e.g. 1-1-5-5-2-3-3-4-4-4]
- Rifle** – repeat the pistol instructions
- Shotgun** – 1 knockdown from the left table, 2 knockdown from the right table. Makeups from where first engaged.

Order: Shooter’s Choice, Rifle not last. [Shotgun may be split]



Rifle – 10, Pistol – 10, Shotgun – 1+

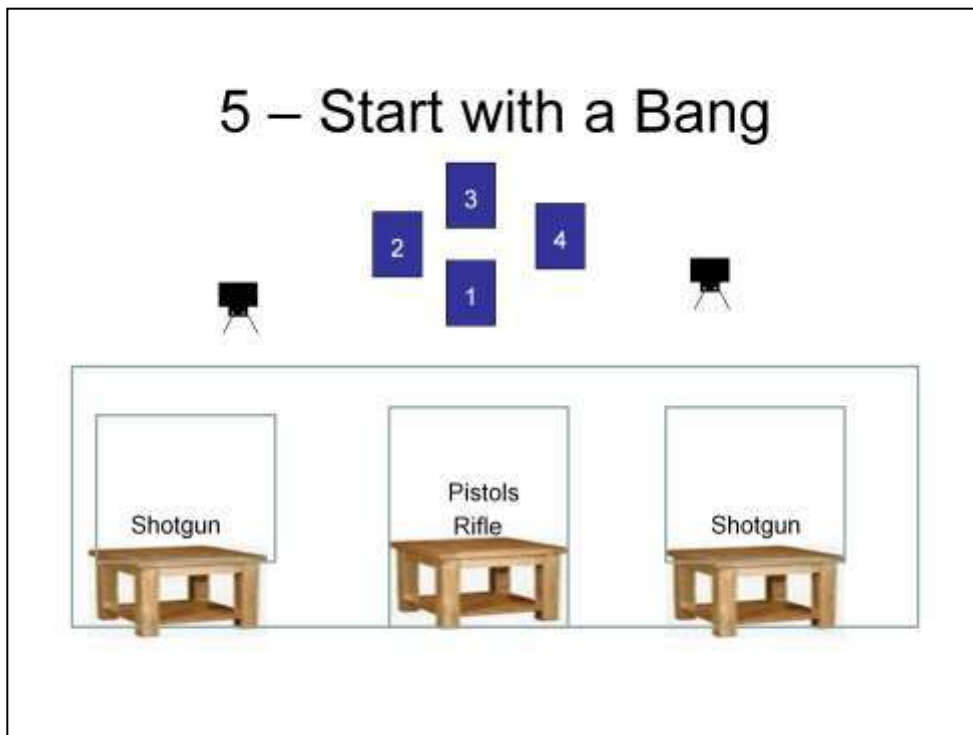
Shotgun staged on left or right table, Rifle staged on center table, Pistols holstered or staged on center table. Shooter starts behind table of choice hands on hips.

Starting line: **“Too Much Egg Nog”**

At the beep,

- Pistols** – Triple tap sweep from either end on the bottom targets, then the 10th round on the top center target
- Rifle** – Triple tap sweep from either end on the top targets, then the 10th round on the bottom center target
- Shotgun** – Engage one of the knockdowns until down from either the left or right right table.

Order: Shooter’s Choice, Rifle not last



Rifle – 10, Pistol – 10, Shotgun – 2+

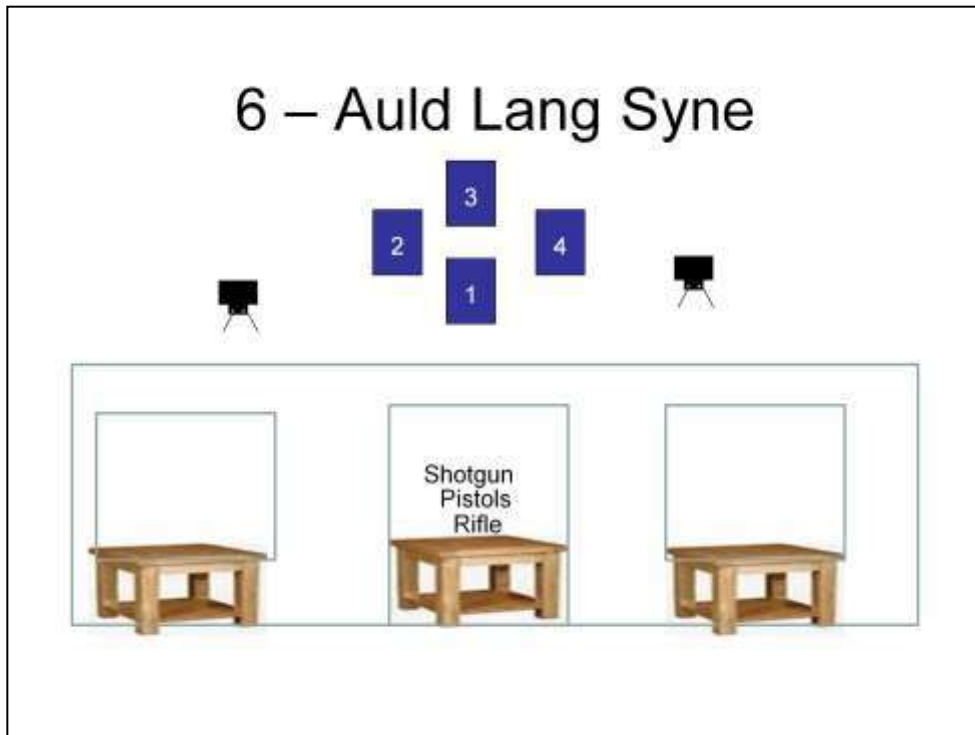
Shotgun staged on left or right table, Rifle staged on center table, Pistols holstered or staged on center table. Shooter starts behind table of choice in default position (upright with hands relaxed at sides, not touching weapons).

Starting line: **“Start with a Bang”**

At the beep,

- Pistols** – 1-2-2-1-3-3-1-4-4-1 or 1-4-4-1-3-3-1-2-2-1
- Rifle** – Repeat Pistol Instructions
- Shotgun** – Engage one knockdown until down from each of the outside tables. Makeups from where first engaged

Order: Shooter’s Choice, Rifle not last. [Shotgun may be split]



Rifle – 10, **Pistol** – 10, **Shotgun** – 2+

Shotgun staged on center table, Rifle staged on center table, Pistols holstered or staged on center table. Shooter starts behind center table, hands holding weapon of choice flat on table with both hands.

Starting line: “**Auld Lang Syne**”

At the beep,

- Pistols** – Circular regressive sweep starting on target 1 (eg 1-1-1-1-2-2-2-3-3-4)
- Rifle** – Repeat Pistol Instructions
- Shotgun** – Engage two knockdowns until down from center table.

Order: Shooter’s Choice, Rifle not last [Stand and deliver stage]