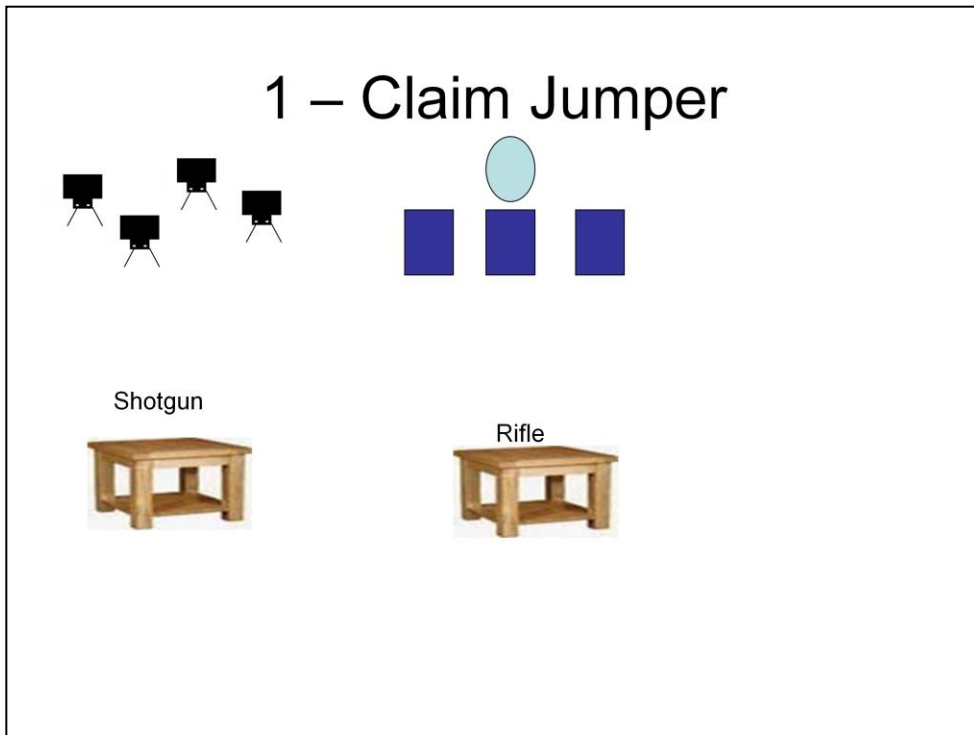




*September 2018 Stages*



**Pistol** – 10, **Rifle** – 10, **Shotgun** – 4+

Pistols holstered, Shotgun staged on left table, rifle in hands.

Shooter starts behind right table, rifle held in both hands.

Starting line – “**Claim Jumper!**”

At the beep,

- Rifle** – 1-2-1 sweep on the rectangles from either end, then double tap the oval, then 1-2-1 sweep on the rectangles from either end.
- Pistols**– Repeat Rifle instructions.
- Shotgun** 4 knockdowns until down.

Order: Rifle – Pistols - Shotgun.

## 2 – Can you hear me now?



Shotgun



Rifle



**Pistol** – 10, **Rifle** – 10, **Shotgun** – 4+

Pistols holstered, Shotgun staged left table, rifle staged on right table.  
Shooter starts behind table of choice, hands on hat.

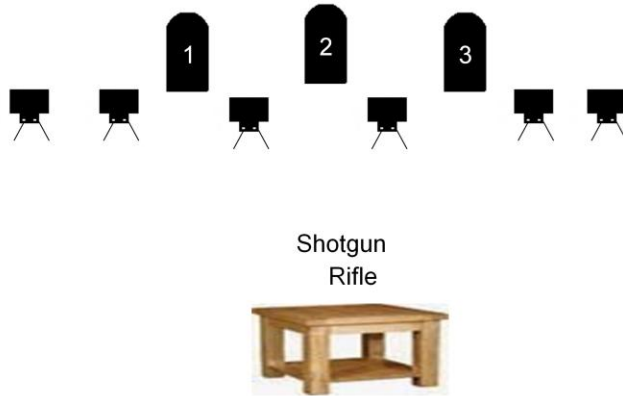
Starting line – “**Can you hear me now?**”

At the beep,

- Pistols** – Engage targets in one of the orders: 1-2-1-3-1-4-1-3-1-2 or 1-4-1-3-1-2-1-3-1-4.
- Rifle** – Repeat pistol instructions.
- Shotgun** – 4 knockdowns until down.

Order: Shooter’s choice

## 3 – That's Not Funny



**Rifle** – 10, **Pistol** – 10, **Shotgun** – 4+

Shotgun & Rifle staged on the table, pistols holstered. Shooter starts behind table, hands in default position.

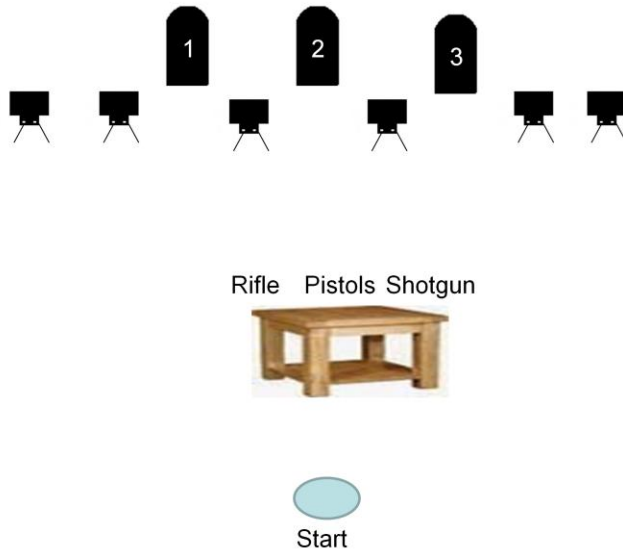
Starting line: **"That's Not Funny!"**

At the beep,

- Rifle** – nine-shot Nevada Sweep on the 3 targets then engage one knockdown
- Pistols** – Repeat the Rifle instructions with the pistols.
- Shotgun** – engage the remaining knockdowns until down.

Order: Rifle – Pistols - Shotgun.

## 4 – Collecting Bounties



**Rifle** – 10, **Pistol** – 10, **Shotgun** – 6+

All weapons staged on the table. Hands in default position, foot touching starting stone

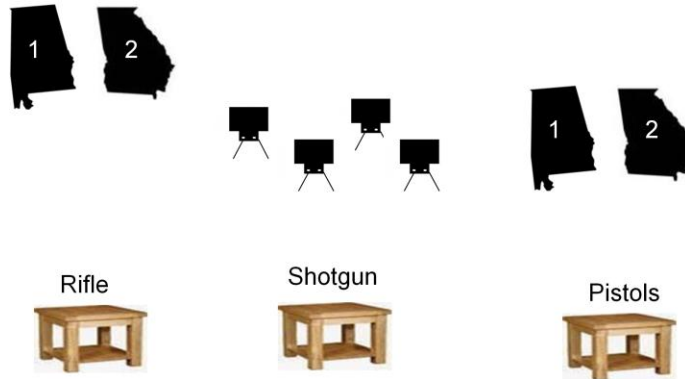
Starting line: **"I'm here collecting bounties."**

At the beep,

- Rifle** – One on center target, then 4 on an outside target, then one on the center target, and then 4 on the other outside target.
- Pistols** – Repeat the Rifle instructions with the pistols. (Holster pistols or restage on table)
- Shotgun** – engage six knockdowns until down.

Order: Shooter's choice on pistols/rifle. Shotgun last.

## 5 – I don't Like to Dance!



**Pistols** – 10, **Rifle** – 10, **Shotgun** – 4+

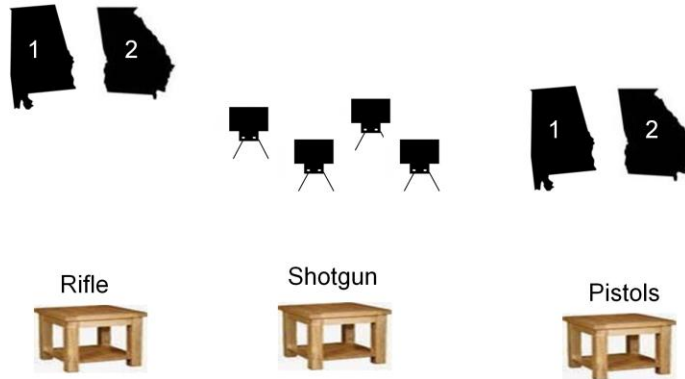
Pistols loaded and holstered, rifle staged on left table & shotgun staged on center table. Shooter starts behind table of choice, both hands flat on the table, not touching any weapons.

Starting line: “**I Don't Like to Dance!**” At the beep,

- Pistols** – Lawrence Welk Sweep on two targets (1-2-2-1-1-1-2-2-2-2) or (2-1-1-2-2-2-1-1-1-1).
- Rifle** – Repeat pistol instructions.
- Shotgun** – Engage the 4 knockdowns until down.

Order: Shooter's Choice.

## 6 – I don't Like to March!



**Pistols** – 10, **Rifle** – 10, **Shotgun** – 4+

Pistols loaded and holstered, rifle staged on left table & shotgun staged on center table. Shooter starts behind table of choice, holding weapon(s) of choice in hand(s). [Shotgun or rifle held in both hands – pistol(s) as per category]

Starting line: **“I Don't Like to March!”** At the beep,

- Pistols** – Military March Sweep (1-1-1-2-1) and repeat (Left – Left - Left - Right - Left).
- Rifle** – Repeat pistol instructions.
- Shotgun** – Engage the 4 knockdowns until down.

Order: Shooter's Choice.