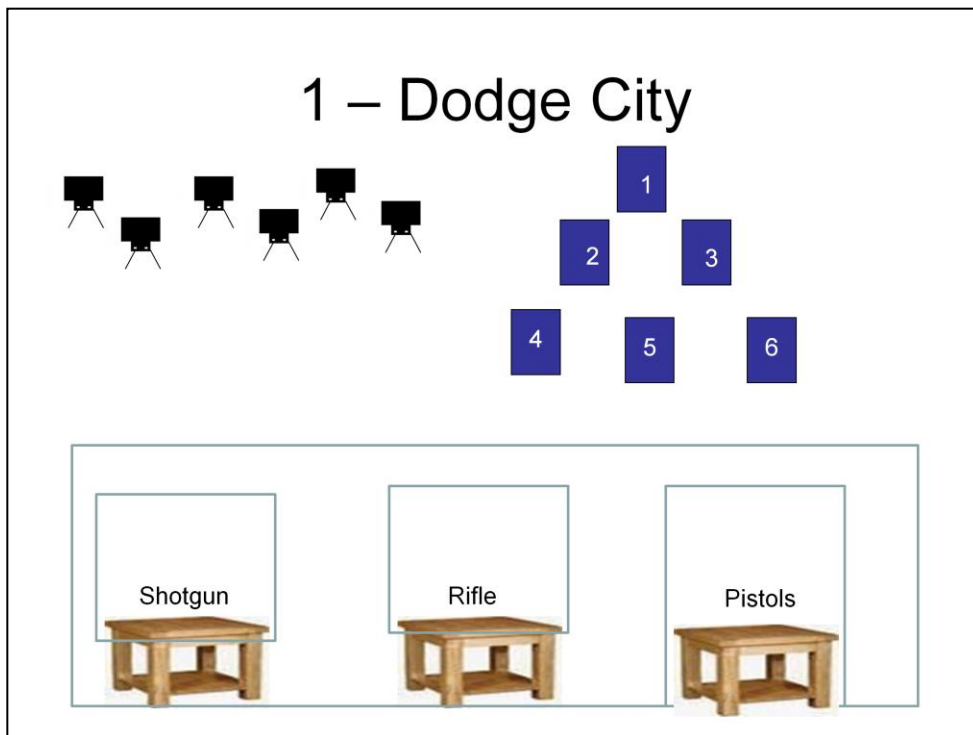




September 2019 Stages



Pistol – 10, Rifle – 10, Shotgun – 6+

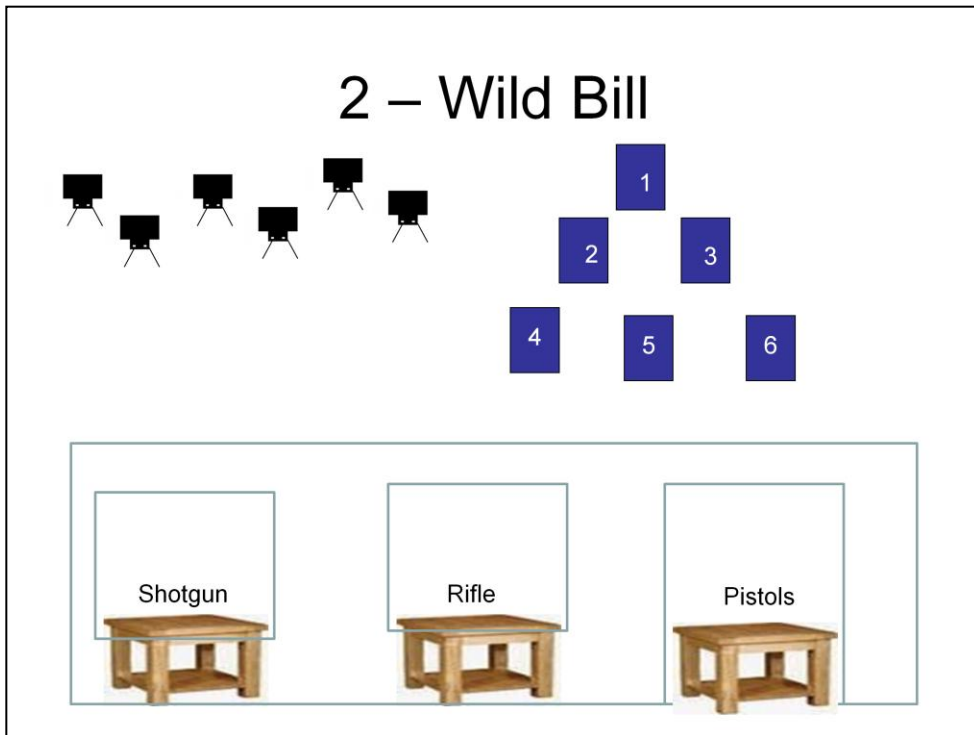
Pistols holstered, Shotgun staged on left, rifle staged on center table.
 Shooter starts behind table of choice, gun(s) of choice in hand(s), muzzles(s) touching table top.

Starting line – **“Time to Clean up Dodge City!”**

At the beep,

- Pistols** – From the right table, one each on the bottom row, then two each on the middle row, then three on the top target.
- Rifle** – Repeat the Pistol instructions on the rifle targets from the center table.
- Shotgun** - 6 knockdowns until down.

Order: Shooter’s Choice.



Pistol – 10, Rifle – 10, Shotgun – 6+

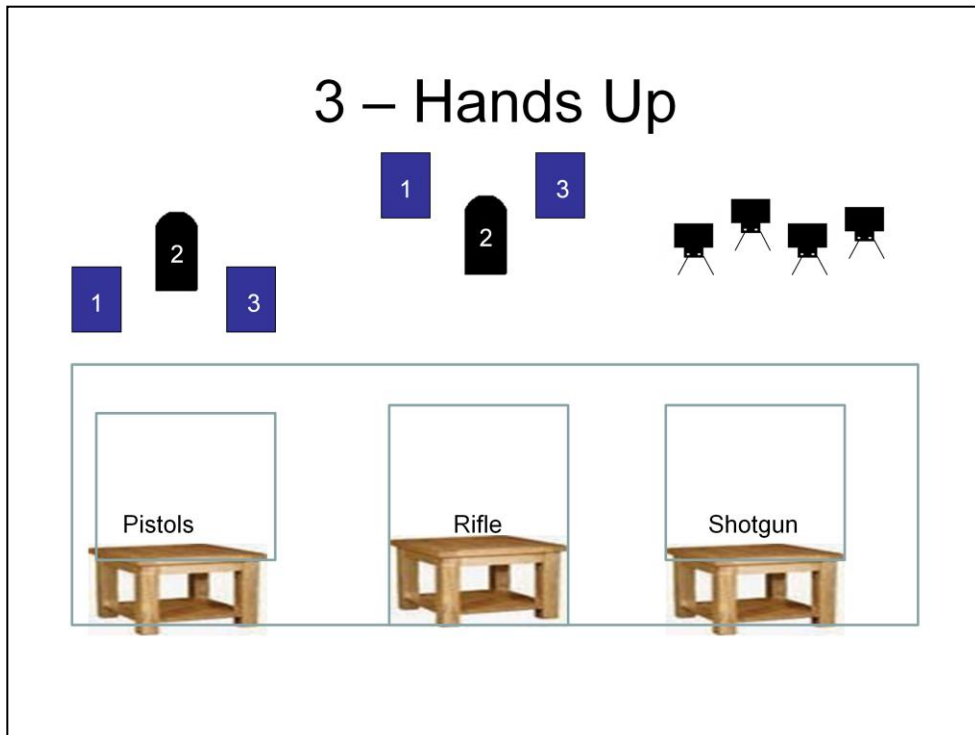
Pistols holstered, Shotgun staged on left, rifle staged on center table.
 Shooter starts behind left table, shotgun held firmly in both hands.

Starting line – **“Wild Bill’s the Marshall – I’m outta here!”**

At the beep,

- Shotgun** - 6 knockdowns until down.
- Rifle** – from center table, put three on target 1 then one each on targets 2 and 3, then three on target 5 and the one each on targets 4 and 6.
- Pistols**– Repeat the Rifle instructions from the right table.

Order: Shotgun/Rifle/Pistols.



Rifle – 10, Pistol – 10, Shotgun – 4+

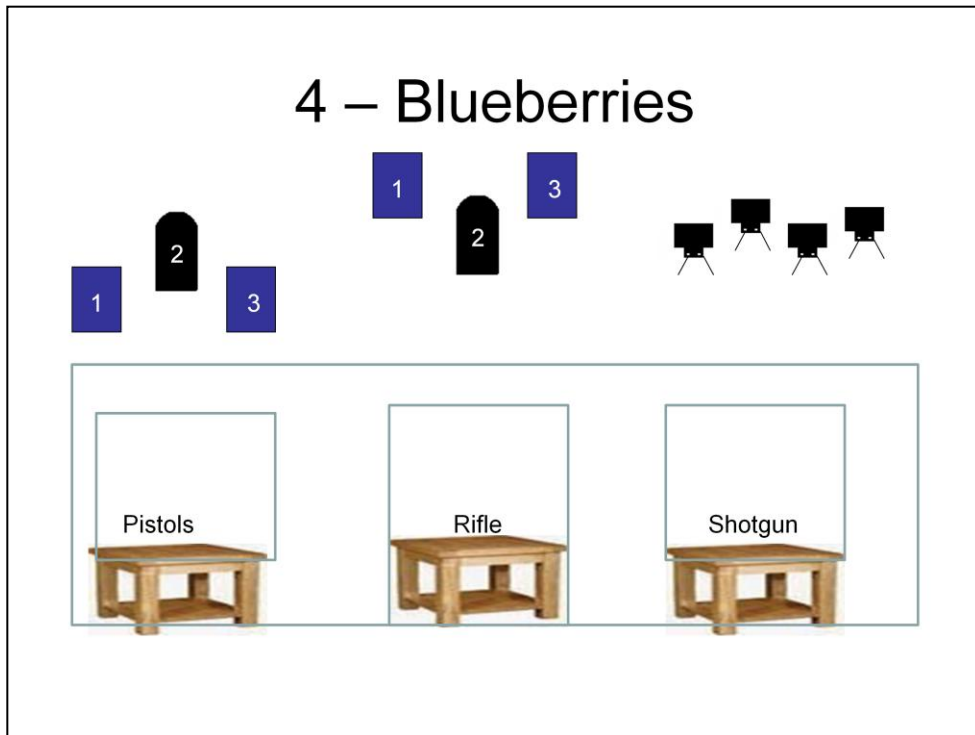
Shotgun staged on right table, Pistols holstered, Rifle staged on center table. Shooter starts behind center table holding rifle flat on table.

Starting line: **“Hands Up – I Want Your Guns!”**

At the beep,

- Rifle** – At least 3 on each target, but the last round must go on target 2
- Pistols** – Repeat the Rifle instructions with the pistols from left table.
- Shotgun** – from the right table, engage 4 knockdowns until down.

Order: Rifle/Pistols/Shotgun or Rifle/Shotgun/Pistols



Rifle – 10, Pistol – 10, Shotgun – 4+

Shotgun staged on right table, Pistols holstered, Rifle staged on center table.
Shooter starts behind table of choice, rope in both hands at chest level.

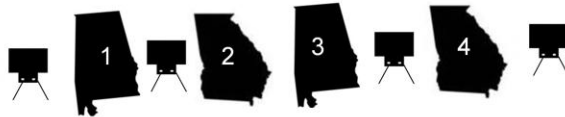
Starting line: **“I didn’t hide our here to pick blueberries!”**

At the beep,

- Pistols**– From the left table, 2-3-5 sweep from either end.
- Rifle** – Repeat the Pistol instructions with the rifle from center table.
- Shotgun** – from the right table, engage 4 knockdowns until down.

Order: Shooter’s Choice

5 – 1873 rifle



Rifle – 9, Pistol – 10, Shotgun – 4+ [NINE in the rifle]

Rifle staged on center table, Shotgun staged on table of choice, Pistols holstered. Shooter starts behind table of choice, hands flat on table, not touching any guns.

Starting line: **“The Gun that won the West!”**

At the beep,

- Rifle/Pistols** – 1-8-7-3 sweep from either end (for 19 rounds) –ie 1 on the first target, 8 on the second target, 7 on the third target and 3 on the fourth target.
- Shotgun** – engage knockdowns until down, no more than two from any table. Makeups from the position where first engaged.

Order: Shooter’s Choice.

6 – Awful Lot of Law



Rifle – 10, Pistol – 10, Shotgun – 0+

Rifle and Shotgun staged on center table, Pistols holstered. Shooter starts behind center table, holding badge at eye level in both hands.

Starting line: **“Awful lot of law for a little cowtown!”**

At the beep, drop the badge

•**Rifle/Pistols** – repeat four times: Sweep the 4 targets then engage a knockdown.

•**Shotgun** – engage any standing knockdowns until down.

Order: Rifle/Pistols/(Shotgun).