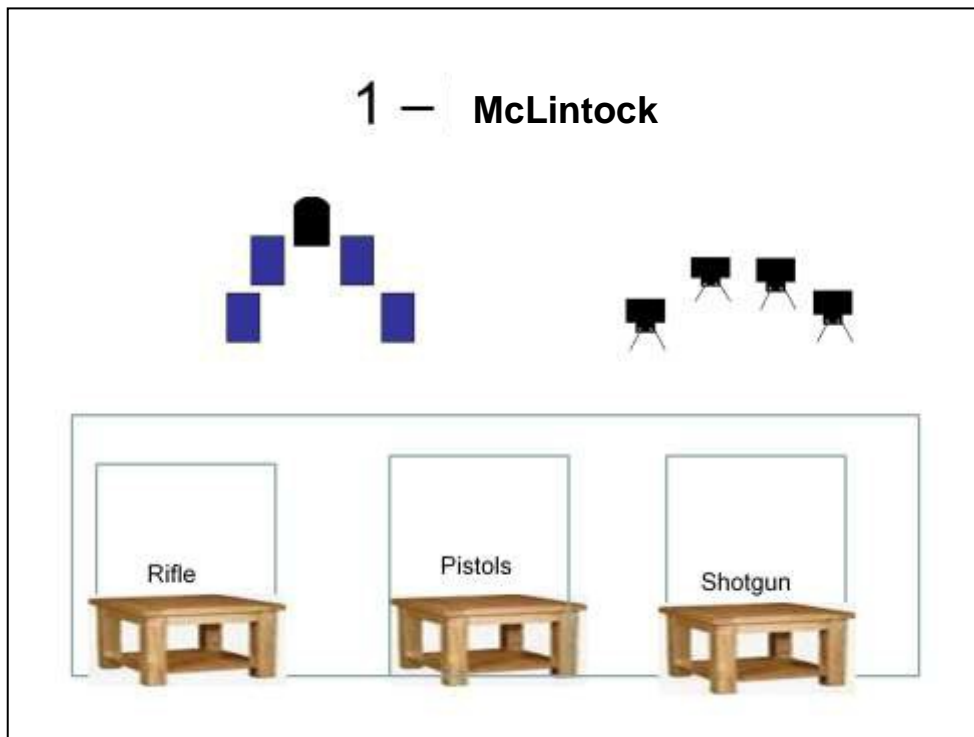




March 2026 John Wayne





Rifle – 10, Pistol – 10, Shotgun – 4+

Shotgun staged on any table, rifle in one hand resting on hip other hand on belt buckle, pistols holstered. Shooter starts behind left table standing like John Wayne

Starting line:

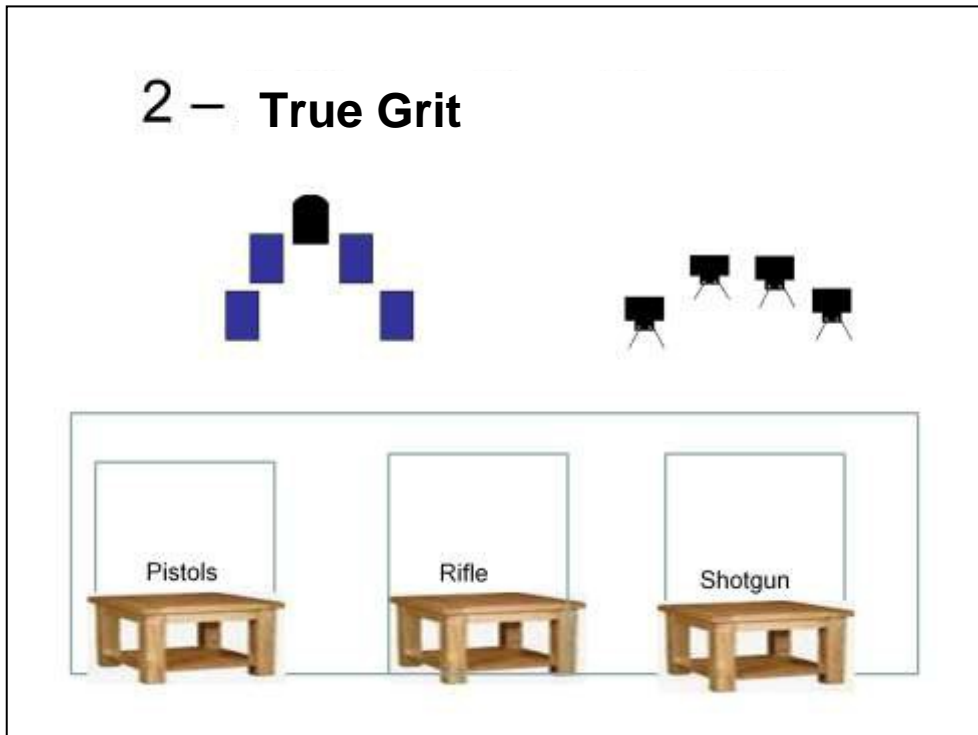
“You can’t walk on one leg!”

At the beep,

- Rifle** – From the left table, Double-tap Sweep from either end on the 5 targets
- Pistols** – From the center table, repeat the rifle instructions.
- Shotgun** – Engage 4 knockdowns until down from the center table.

Order: Rifle – Pistols – Shotgun

2 – True Grit



Rifle – 10, Pistol – 10, Shotgun – 4+

Shotgun staged on any table, Rifle staged on center table, pistols holstered. Shooter starts behind table of choice with weapon in hand(s)

Starting line:

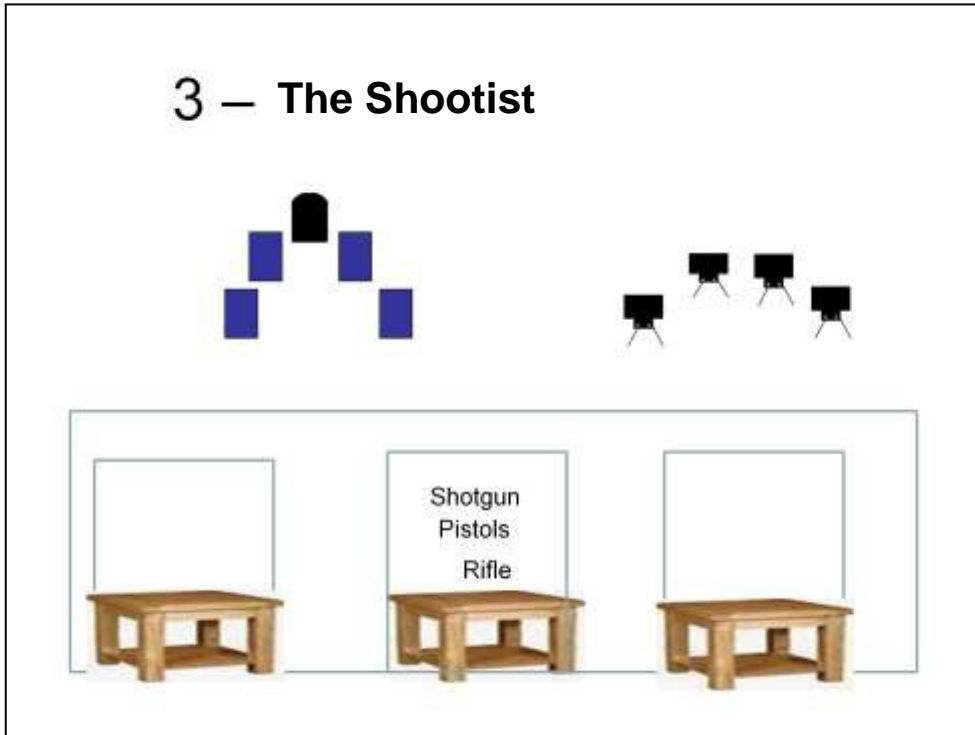
“Fill your hand, you son-of-a bitch!”

At the beep,

- **Pistols** – From the left table, 3-1-2-1-3 sweep starting on either end
- **Rifle** – From the Center table, repeat the Pistol instructions with the rifle.
- **Shotgun** – Engage 4 knockdowns until down, from the right table.

Order: Shooter’s choice

3 – The Shootist



Rifle – 10, Pistol – 10, Shotgun – 4+

All guns staged on center table, Shooter starts at either left or right table, Holding boot in both hands

Starting Line:

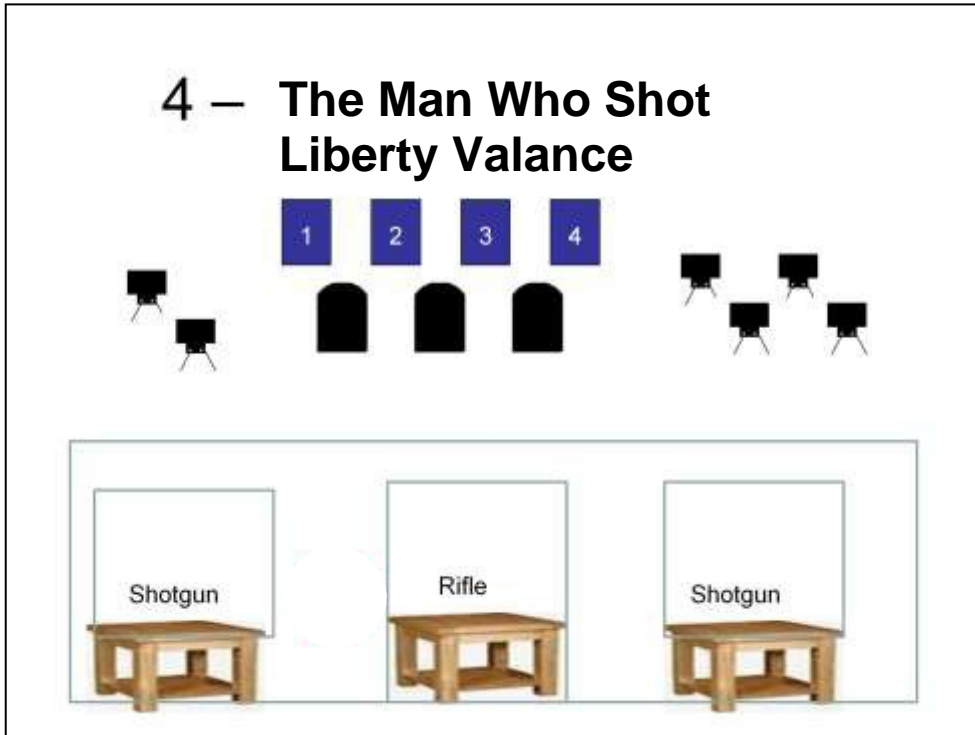
“I won’t be wronged.”

At the beep, move to center table

- Rifle** – 1 on each bottom target, then double-tap the middle row targets then 4 on the tombstone at the top.
- Pistols** – Repeat the Rifle instructions with the pistols.
- Shotgun** – Engage 4 knockdowns until down.

Order: Shooter’s choice

4 – The Man Who Shot Liberty Valance



Rifle – 10, Pistol – 10, Shotgun – 6+

Rifle staged on center table, Shotgun staged on any table, Pistols holstered. Shooter starts behind table of choice, hands on pistols.

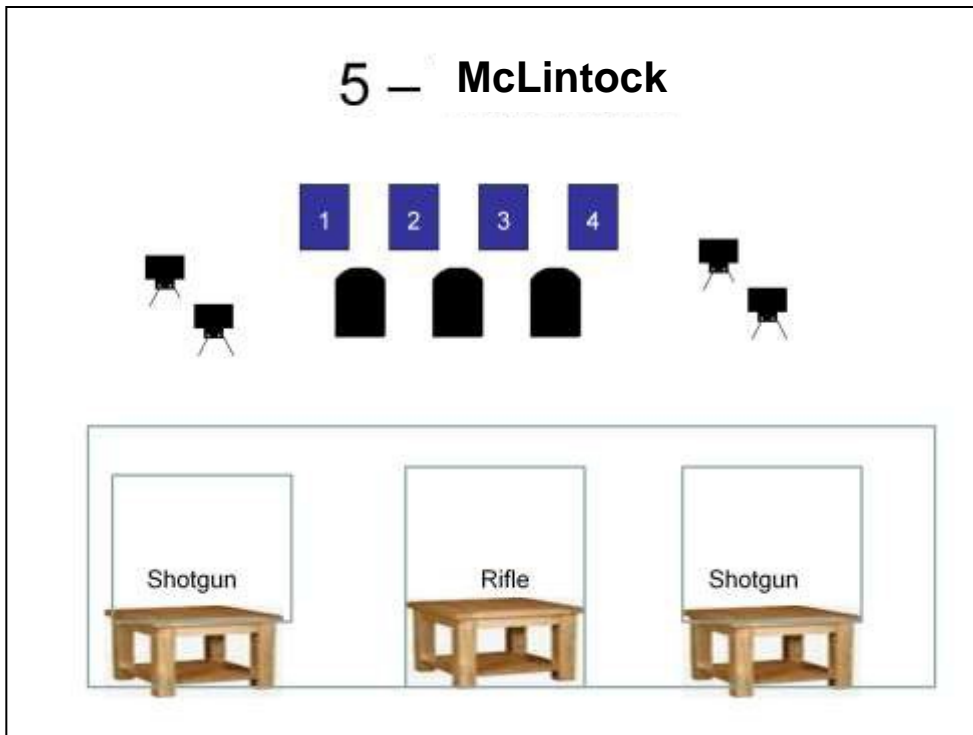
Starting line:

“Out here, a man settles his own problems.”

At the beep,

- Pistols** – 3-4-3 Sweep on the tombstone targets
- Rifle** – 3-2-2-3 Sweep on the rectangles.
- Shotgun** – engage knockdowns until down, 2 from the left table and 4 from right table. Makeups from where first engaged.

Order: Shooter's Choice (Shotgun may be split) pistols & rifle engaged from center table.



Rifle – 10, Pistol – 10, Shotgun – 4+

Rifle staged on center table, Shotgun staged on any table, Pistols holstered. Shooter starts behind table of choice, hands in SASS default.

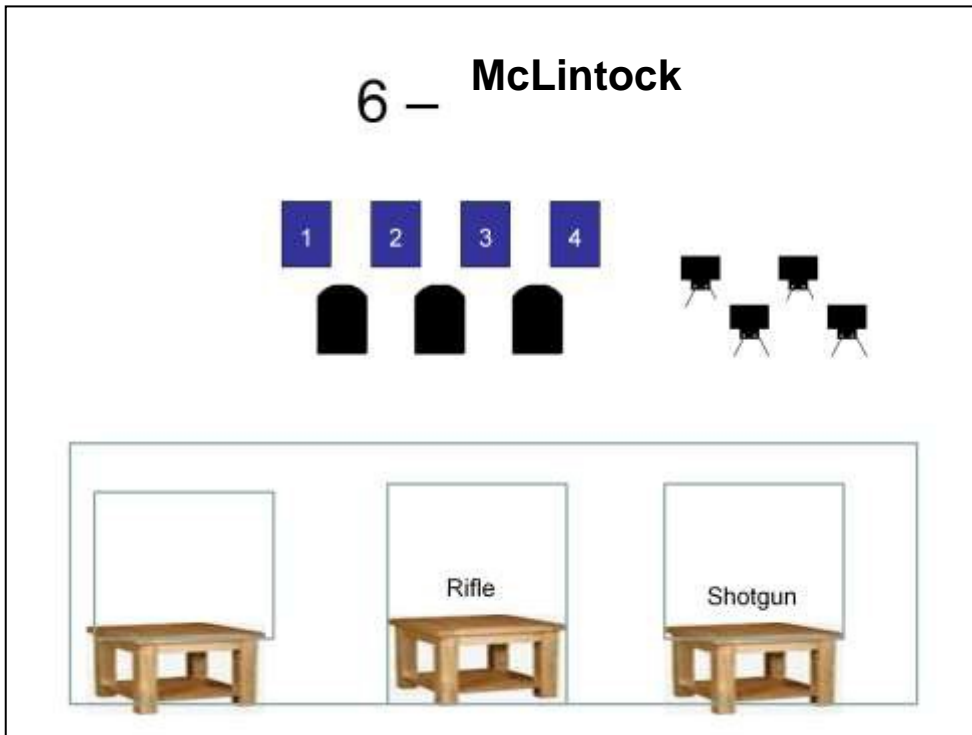
Starting line:

“Just one more question, pilgrim. How far up your ass do you want my boot?”

At the beep,

- Pistols** – From the Center table, Double-tap Nevada Sweep on the Tombstones starting on either end.
- Rifle** – From the Center table, Continuous Nevada Sweep on the Rectangles, starting on either end.
- Shotgun** – engage knockdowns until down, 2 from the left table and 2 from right table.

Order: Shooter’s Choice.



Rifle – 10, Pistol – 10, Shotgun – 4+

Rifle staged on center table, Shotgun staged on any table, Pistols holstered. Shooter starts behind table of choice, in default position.

Starting line:

“I’ve got a touch of hangover, bureaucrat. Don’t push me.”

At the beep,

- Pistols** – From Center table, Sweep from either end, single-tapping the Rectangles and double-tapping the tombstones.
- Rifle** – From Center table Repeat pistol instructions.
- Shotgun** – engage 4 knockdowns until down from right table.

Order: Shooter’s Choice.